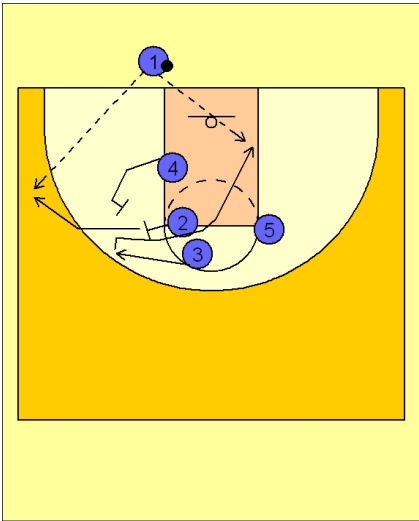
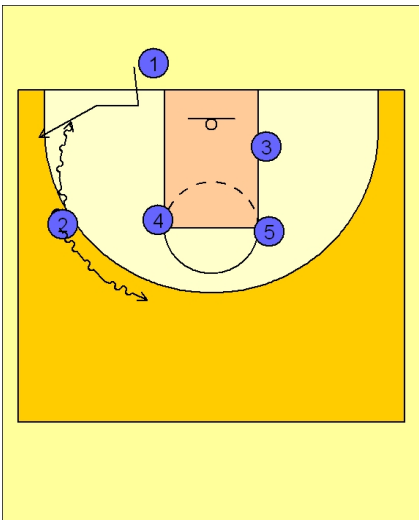


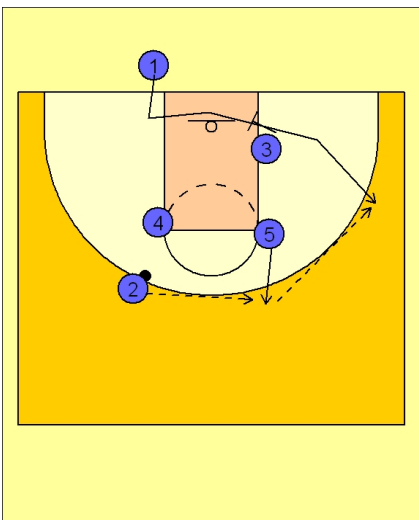
**Ob under (4)****UCONN OB Under vs. Man Defense**

#3 starts the play by faking his cut out to the ball side wing area. He immediately cuts back using a back screen from #2 and cuts down the middle of the lane looking for the pass from #1.

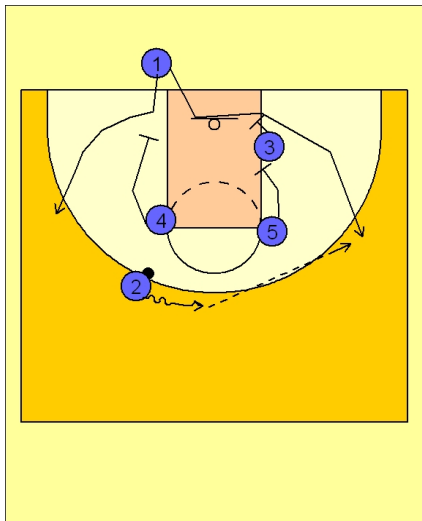
After #3 cuts off the screen by #2, #4 has already moved up to "pick the picker" and will set a screen for #2, who breaks to the ballside wing area to receive the entry pass.

**UCONN OB Under vs. Man Defense**

Once #2 has the ball, he has the option to drive at #1 stepping in bounds for the dribble hand off and potential open shot for #1.

**UCONN OB Under vs. Man Defense**

#2 also has the option to drive the ball up on top and look to reverse the ball to #5 while #1 steps in and comes off the down screen from #3 on the right wing.



### **UCONN OB Under vs. Man Defense**

Another great option on this play is for #5, instead of stepping out to receive the reverse pass from #2, sets a double screen or double staggered screen with #3 on the right low block area while #4 slides down to set a single screen on the left low block area.

#2 centers the ball and looks for #1 breaking out to either wing.