



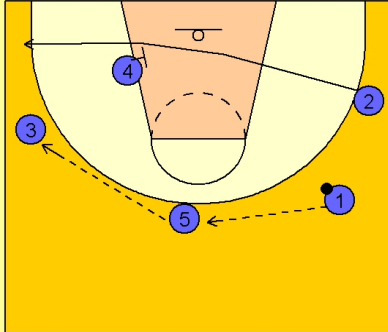
Zone offense

Greece Zone Offense

#4 out 1 in zone attack.

#1 reverses the ball to #5 on top who then passes to #3 on the left wing.

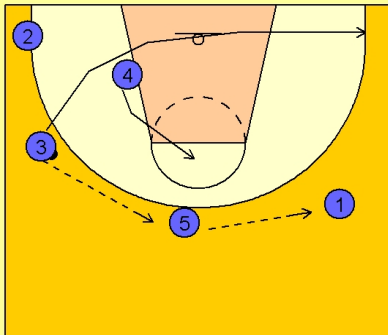
#2 cuts across the baseline off of a screen from #4, creating an overload on the left side of the floor.



Greece Zone Offense

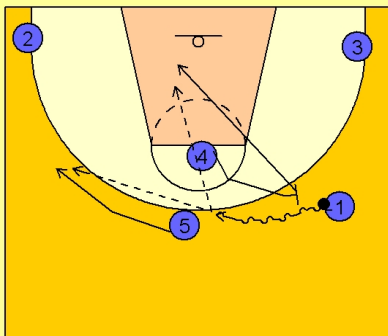
#3 now reverses the ball to #5 on top. #5 then passes to #1. #3 cuts through the lane to the opposite corner area.

#4 flashes to the high post.



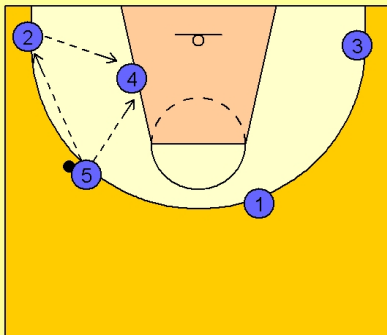
Greece Zone Offense

#4 continues his cut to the perimeter area and sets a ball screen for #1. As #1 comes off the ball screen, #4 rolls into the middle of the lane while #5 flattens out to the left wing area.



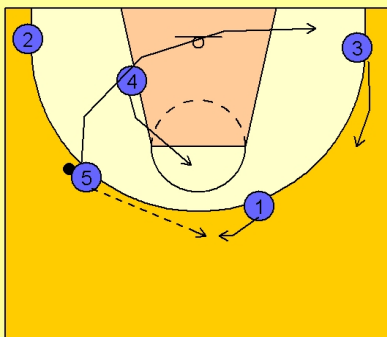


Greece Zone Offense



#5 looks inside to #4 or passes to #2 in the left corner, who will look inside to #4.

Greece Zone Offense

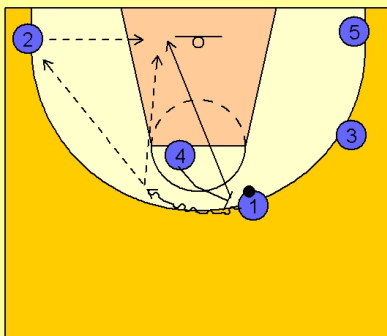


The offense continues with #5 reversing the ball and cutting through to the opposite corner area.

#3 moves up on the right wing to make room for #5.

#4 again flashes to the high post area.

Greece Zone Offense



As in previous diagrams, #4 will continue his cut to the high post area and step out and ball screen for #1.

#1 takes the ball off the ball screen while #4 rolls back into the lane.

This 4 out 1 in zone movement, combined with the ball screen on top, creates difficult defensive decisions trying to help on the screen action while covering 4 perimeter players.