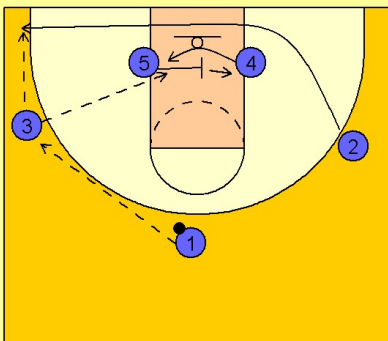


Illinois

Zone offense (1)

1

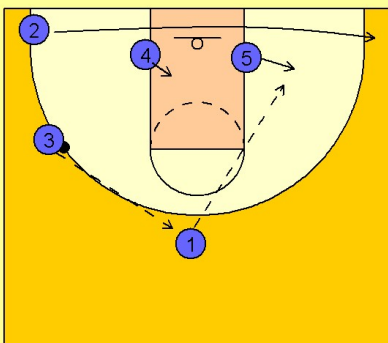
Illinois Zone Offense



#1 enters the ball to either wing. The opposite wing, #2 cuts through to the ball side corner. When #3 has the ball, #5 screens in the middle of the lane for #4 to flash across to the open area on the low block. #3 can hit #4 inside or #2 in the corner.

2

Illinois Zone Offense

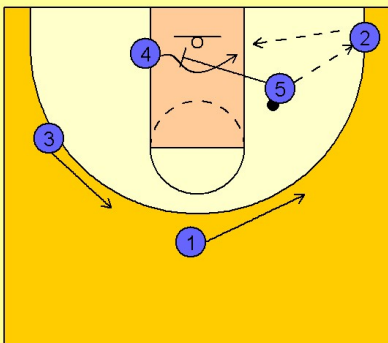


#3 reverses the ball to #1 on top. #5 steps out to the mid-range area while #2 follows the ball across the baseline to the ball side corner.

#1 can hit #5, who can then look to shoot or pass inside to #4.

3

Illinois Zone Offense



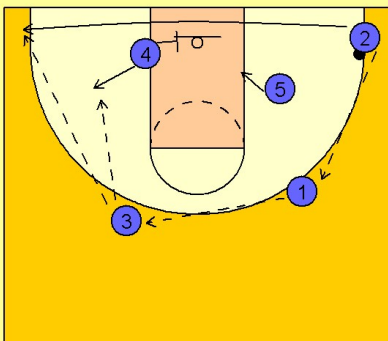
#5 may also pass to the corner man #2. Once the ball gets to the wing and out of #5's hands, he will screen inside for #4, who will cut to the ball side low block looking for the post pass entry. #1 and #3 will slide over for better spacing on the perimeter.

Illinois

Zone offense (1)

4

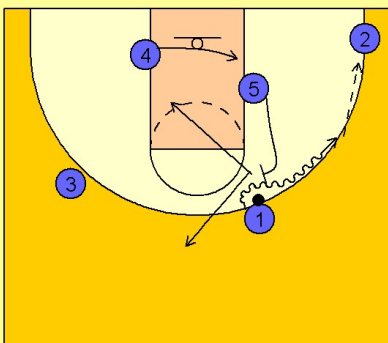
Illinois Zone Offense



#2 then reverses the ball and the action is repeated to the other side of the floor. #1 passes it to #3 while #2 runs the baseline. #4 may step out for ball reversal if #2 isn't already over there. #5 and #4 are always working together in the post looking for duckin opportunities. They may also screen on the low block area for the baseline runner.

5

Illinois Zone Offense



At anytime in the offense the post players, #4 and #5 have the option to step out and screen the top defender. This will allow shifts in the zone defense trying to help the screener creating gaps in the defense to attack both inside and out.