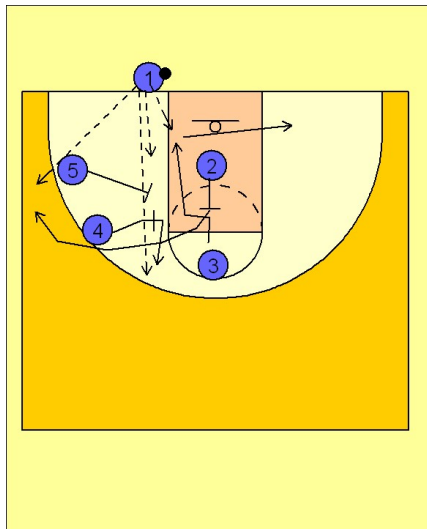


# Kansas

## Ob under vs. man (1)

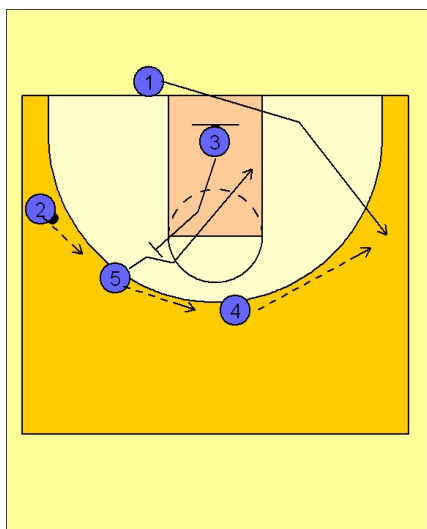


Kansas OB Under vs. Man

(#2) sets a back screen on (#3) to start the play. (#3) reads the defense and breaks over the top of either side of the screen from (#2).

After (#2) picks, he gets a double screen from (#4 and #5) to the corner for a shot. After (#4) screens, he breaks to the open spot on top looking for an entry pass if (#3 or #2) is not open.

1

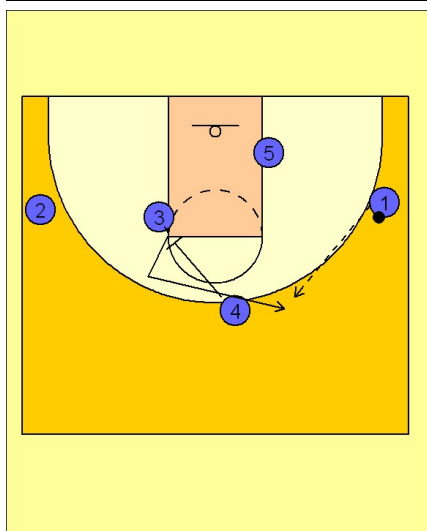


Kansas OB Under vs. Man

(#5) and (#4) break out to the perimeter after the ball is inbounded to (#2). (#2) reverses the ball to (#5) who swings it to (#4) who passes it to (#1) who has stepped in and broken out to the wing area.

(#3) sets a back screen for (#5) breaking to the block for the lay-up or post up.

2



Kansas OB Under vs. Man

After (#4) reverses the ball to (#1), (#4) sets a down screen on (#3) who has just set a back screen for (#5), completing the "pick the picker" action. (#3) breaks to the top looking for a 3-point shot opportunity. They will run their motion offense from here.

3