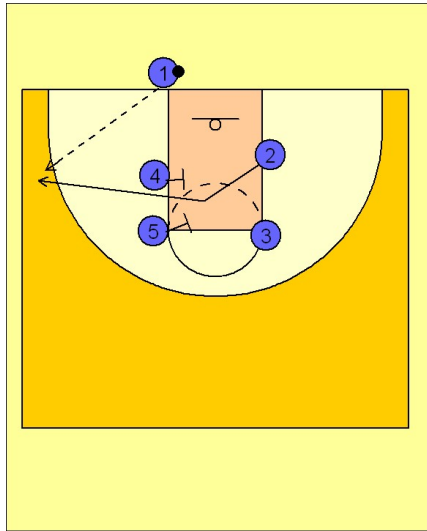


Kansas

Ob under vs. man (2)

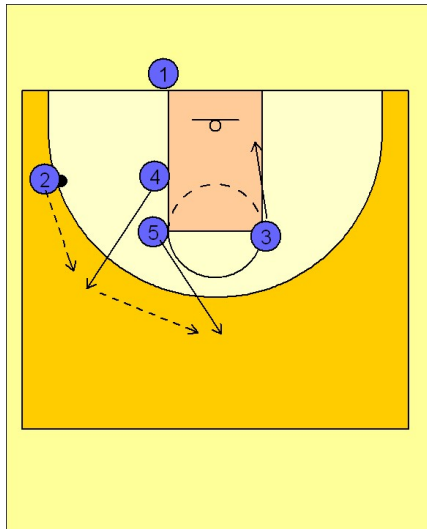
1



Kansas OB Under vs. Man

(#4) and (#5) set a double screen for (#2).
 (#2) splits the middle of the screen.
 (#1) enters to (#2) on the ball side wing / corner area.

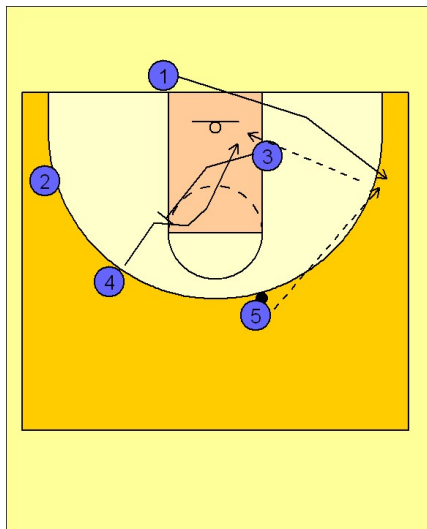
2



Kansas OB Under vs. Man

(#4) and (#5) break out to their respective spots on the perimeter.
 (#3) moves down to the block.
 (#1) passes to (#4) who passes to (#5).

3



Kansas OB Under vs. Man

(#1) steps in to the opposite side wing area.
 (#5) passes to (#1).
 (#3) back screens for (#4).
 (#1) can look to hit (#4) on the block.

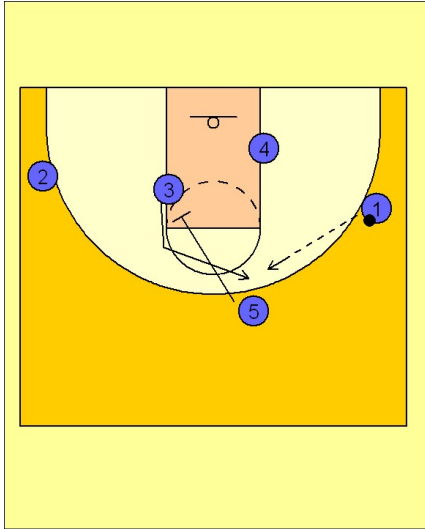
Kansas

Ob under vs. man (2)

4

Kansas OB Under vs. Man

If (#4) is not open, (#5) after passing to (#1), sets a down screen for (#3), creating good pick the picker action. (#1) will then look for (#3) for the shot at the top of the key area.



5

Kansas OB Under vs. Man

(#3) now has the ball on top and Kansas is in their 3 out 2 in alignment. They will run their motion offense or passing game from here.

