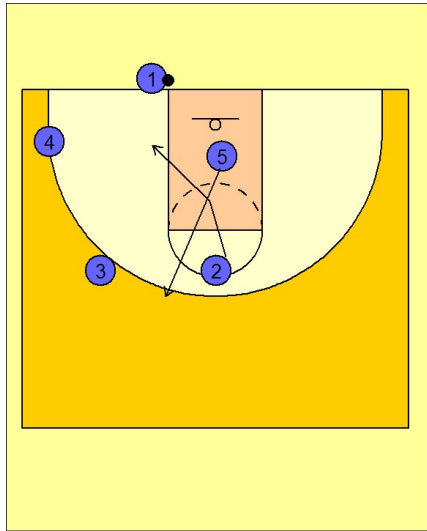


# Kansas

## Ob under vs. man (7)

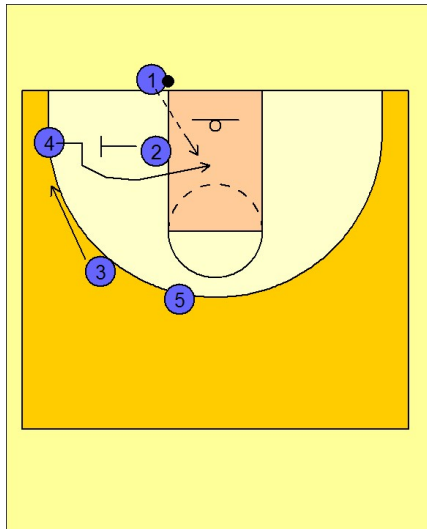
1



Kansas OB Under vs. Man Defense

#5 and #2 start the play by exchanging spots. #5 breaks up to the top of the key while #2 breaks to the ball side low block area.

2

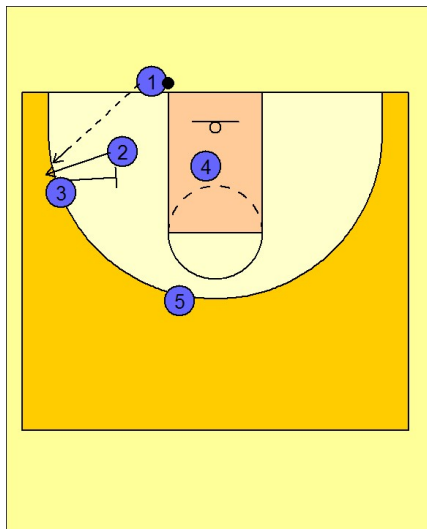


Kansas OB Under vs. Man Defense

#2 then steps out and sets a back screen for #4 who cuts over the top looking for the lob pass from #1.

As this is happening, #3 moves down to the corner area.

3



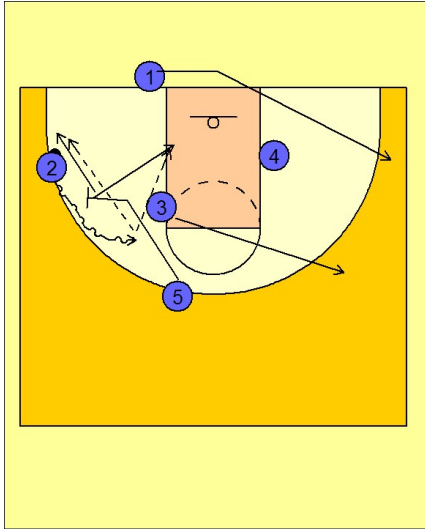
Kansas OB Under vs. Man Defense

If the lob to #4 is not there, #3 will screen down for #2 trying to free him in the ball side corner for the open jump shot.

# Kansas

Ob under vs. man (7)

4



## Kansas OB Under vs. Man Defense

If #2 does not have a shot, #3 and #1 clear out while #5 and #2 execute a screen and roll in the left corner area. #2 can look to score himself or look for #5 rolling to the basket or popping out if he has the range.