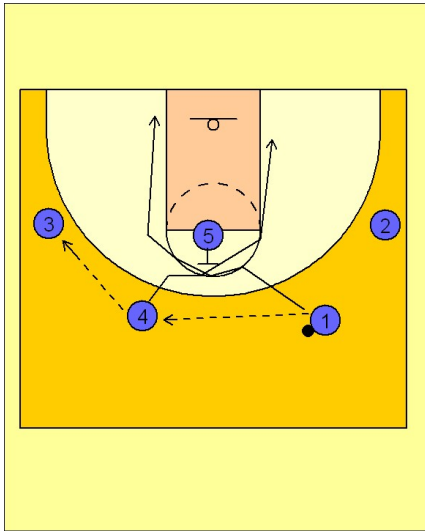


# Louisville

## Half court offense (1)

1



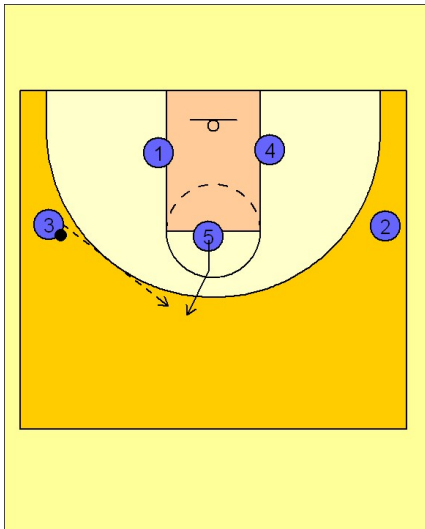
Louisville Half Court Offense

2 - 3 high alignment to start.

(#1) passes to (#4) who passes to the wing player (#3).

(#4) and (#1) "X" cut off the screen by the post player (#5).

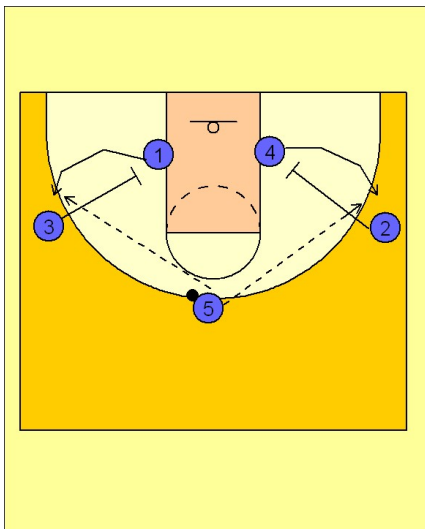
2



Louisville Half Court Offense

After screening, (#5) steps out to the top of the key to receive a pass from the wing player (#3).

3



Louisville Half Court Offense

Once (#5) receives the ball a couple of options can happen.

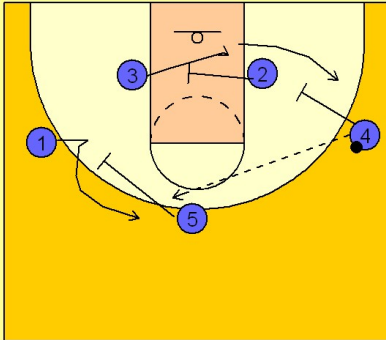
(#2) and (#3) can down screen for (#1) and (#4) on the blocks bringing them out to their respective wing areas for a pass or shot.

# Louisville

## Half court offense (1)

4

### Louisville Half Court Offense

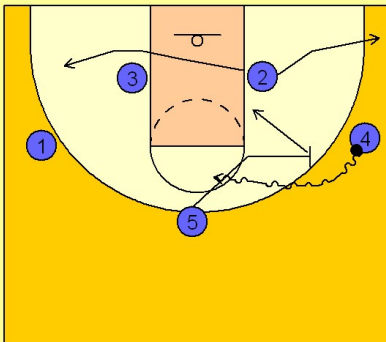


Once (#5) picks a side on the pass, one option he has is to screen away on the perimeter while the inside players screen across for each other.

(#4) passes to (#1) coming to the top off of (#5's) screen and then (#4) looks to down screen whoever is on the block.

5

### Louisville Half Court Offense



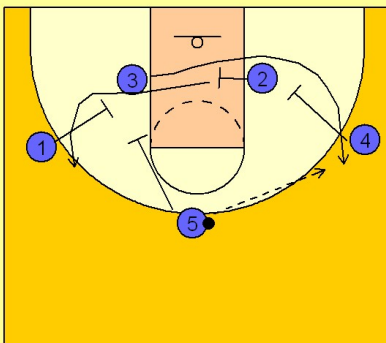
Another option the (#5) man has is to pass to a wing player, in this diagram (#4), and move over to execute a pick and roll on the wing. (#2) reading this would clear out so that (#5) has room to roll to the basket.

(#5) could also dribble over and perform a dribble hand off on the wing with (#4) creating the same type of action.

The movement will continue throughout with slight variations to the offense. For example, the low post players (#2) and (#3) in this diagram, may move up at anytime and back screen the perimeter players to fade to the back side for a shot. In any event, the basic spots on the floor are filled with each knowing the various options available to them at each spot.

6

### Louisville Half Court Offense



Another option off this popular alignment for Louisville is when the (#5) man has the ball on top, instead of (#2) and (#3) coming off the down screens, (#2) turns and screens for (#3). (#4) continues down and screens for (#3) as well.

(#5) will look first to (#3) coming off the staggered screens.

(#3) will then look for (#2) coming off the staggered screens on the other side of the floor.