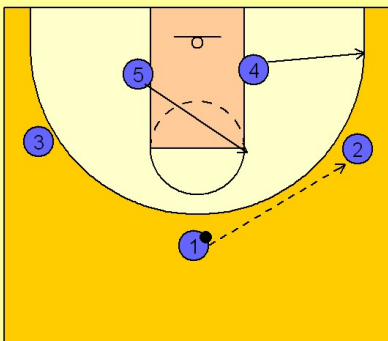


Marquette

Zone offense (1)

1

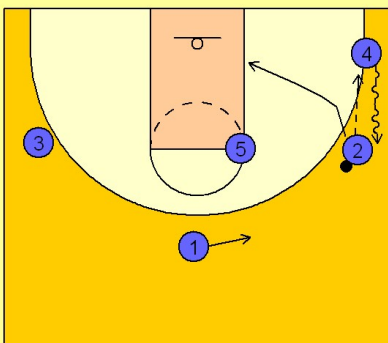
Marquette Zone Offense



#1 enters to either wing player. Here #1 passes to #2 on the right wing. The low block player, #4, steps to the ball side corner. #5 flashes to the ball side high post area.

2

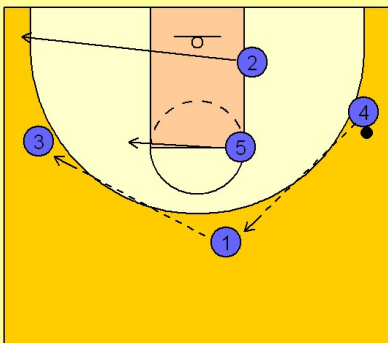
Marquette Zone Offense



#1 passes to #4 in the corner and cuts down to the ball side low block. Upon catching the ball, #4 dribbles up the right wing. #1 slides over for ball reversal and spacing.

3

Marquette Zone Offense



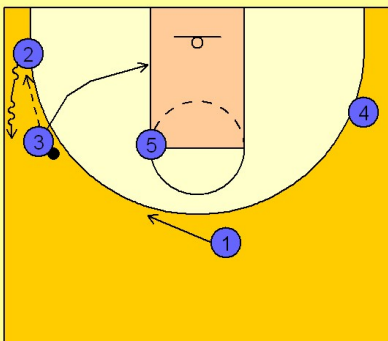
#4 reverses the ball to #1 who passes the ball to the left wing man #3. #5 follows the ball across the FT line while #2 cuts over to the ball side corner.

Marquette

Zone offense (1)

4

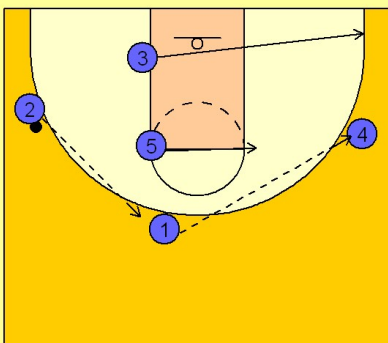
Marquette Zone Offense



#3 will pass to #2 in the corner and the action is repeated. #3 cuts down to the ball side low block while #2 dribbles the ball up the left wing. #1 slides over to receive the pass from #2.

5

Marquette Zone Offense



Once #1 receives the ball he will reverse the ball to #4 on the right wing. #3 cuts to the ball side corner while #5 follows the ball across the FT line.

Throughout this movement from side to side Marquette will look to penetrate the gaps, will ball screen with the #5 man at the FT line stepping out, and #5 will also from time to time not follow the ball across and back screen the back side of the zone for a skip pass back to his side of the floor.