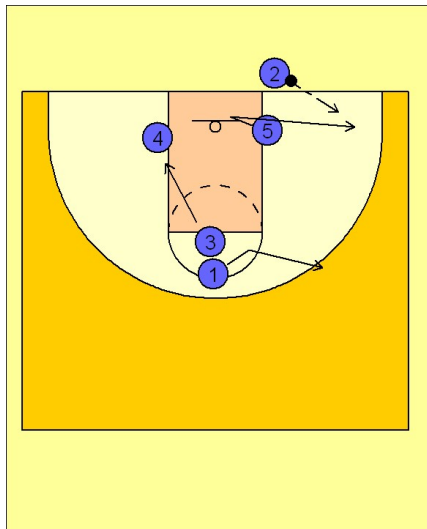


# Michigan state

## Ob under (1)

1



Michigan State OB Under

(#5) make a good solid move to the middle to attract the defense (if he isn't being played honestly - which would be hard to believe that close to the basket - then give him the basketball). Most of the time he will fake in and break to the corner.

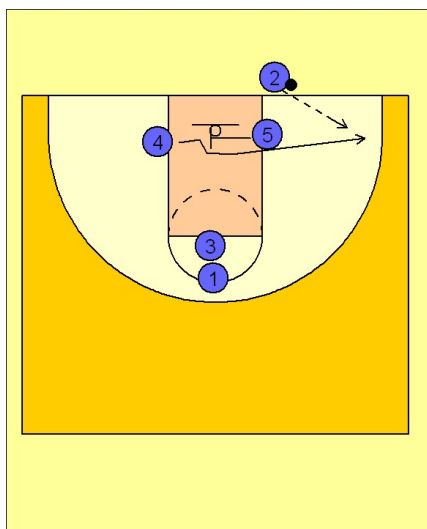
(#2) enters the ball to (#5) in the corner.

(#1) breaks to ball side wing looking for a pass from (#5).

(#5) reverses the ball to (#1) while (#3) joins

(#4) for a double screen on the block.

2

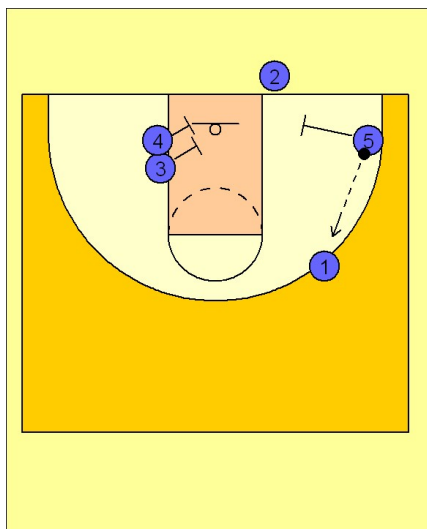


Michigan State OB Under

An option to this play would be for (#5) to screen across for (#4) and then enter to him (#4) in the corner.

The play is run the same, you just have two options to get the ball to the corner.

3



Michigan State OB Under

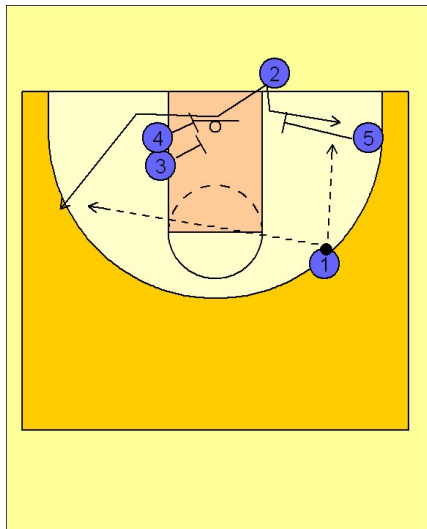
To continue the play, we will assume (#5) has faked the screen across to (#4) and has popped to the ball side corner.

After (#5) reverses the ball to (#1), (#2) has the option to go away from the ball and use the double screen from (#3 and #4) or he can come out on the ball side of the single screen from (#5).

# Michigan state

## Ob under (1)

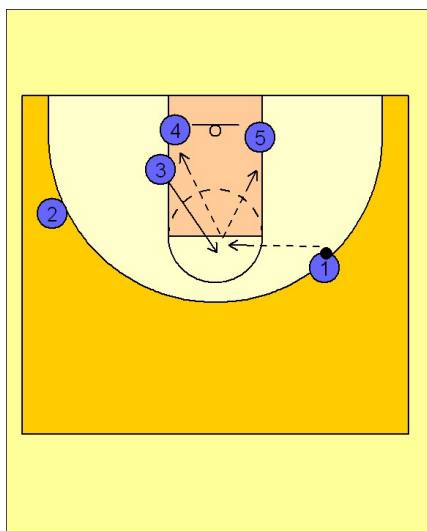
4



Michigan State OB Under

Here we see (#2) and the options he has coming in from out of bounds.

5



Michigan State OB Under

After (#3 and #4) set the double screen, (#3) flashes to the high post while (#4 and #5) fight for good post position on the blocks. (#3) has the option to look down inside to the pinning and sealing post men, or he can look for the shot himself freethrow line extend.