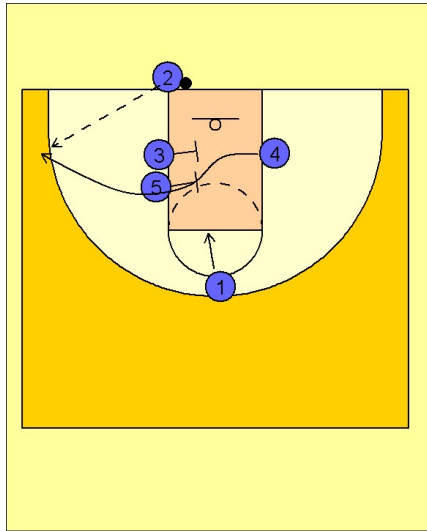


Oklahoma state

Ob under vs. man (2)

1

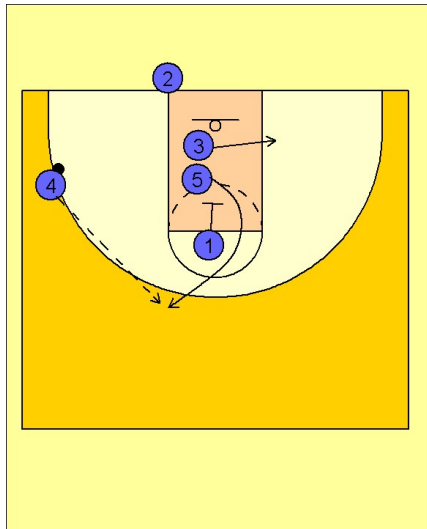


Oklahoma State OB Under vs. Man Defense

#3 and #5 screen across for #4 who breaks out to the ball side corner area to receive the entry pass from #2.

#1 moves into the FT line area.

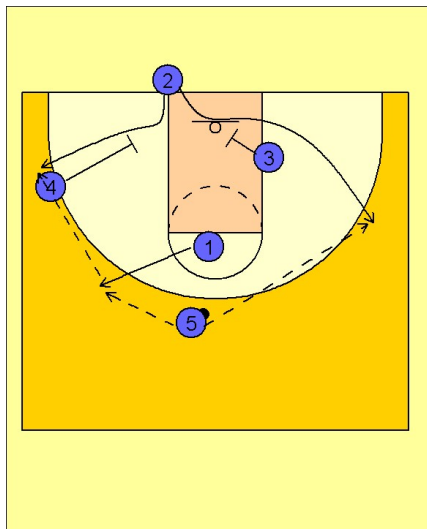
2



Oklahoma State OB Under vs. Man Defense

Once #4 has the ball, #3 moves over to the right block while #1 down screens for #5. #5 pops out to the top and receives the pass from #4.

3



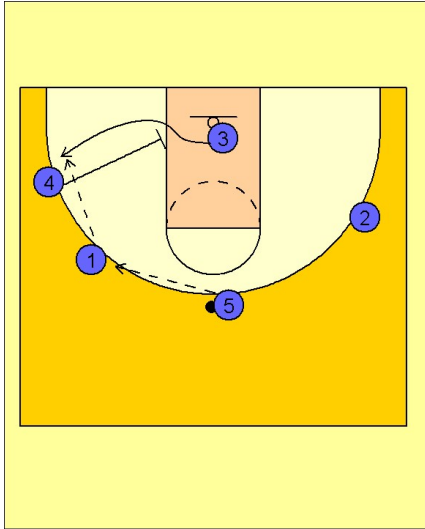
Oklahoma State OB Under vs. Man Defense

#2 now steps in and receives a single screen out to the right or left side of the floor and looks for the open jumper. #1 pops out to either side on top.

Oklahoma state

Ob under vs. man (2)

4



Oklahoma State OB Under vs. Man Defense

If #2 is not open, #5 passes over to #1 who looks for #3 coming off the single down screen from #4. You could easily add the option of having #1 and #4 set a double staggered screen for #3 as well in this situation.