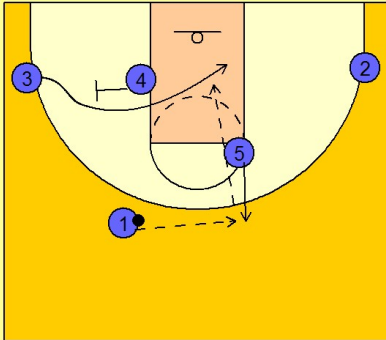


Oklahoma state

Set play (1)

1

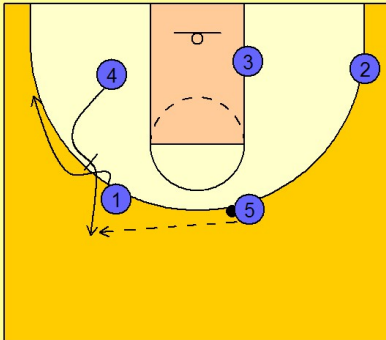
Oklahoma State Set Play vs. Man Defense



#1 passes to #5 who has stepped out on the perimeter. As #5 catches the ball, #4 steps out and back screens for #3 who cuts over the top and through the lane looking for the quick hitting entry from #5.

2

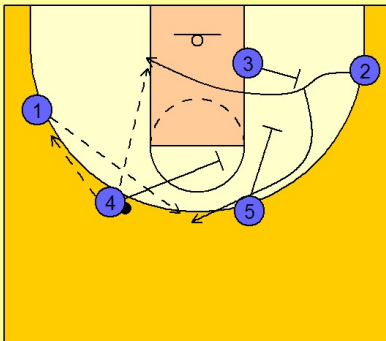
Oklahoma State Set Play vs. Man Defense



#4 back screens for #1 and #1 fades to the back side of the floor. After screening, #4 pops out and receives the pass from #5.

3

Oklahoma State Set Play vs. Man Defense



#4 then passes to #1. #3 back screens for #2 and then #5 and #4 down screen for #3. #3 comes up to the top looking for the pass from #1. #1 first look is for #2 cutting over the top of #3's screen.

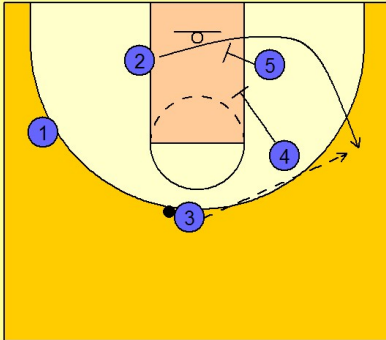
Oklahoma state

Set play (1)

4

Oklahoma State Set Play vs. Man Defense

Once #3 has the ball on top, #5 and #4 now set a double staggered screen for #2 popping out to the right wing area for the open jumper.



5

Oklahoma State Set Play vs. Man Defense

A nice option at the end of this play is for #5 NOT to set the double staggered with #4 and instead move up to the top to set a ball screen for #3. As #3 uses the ball screen, #2 is coming out to the right side off the single screen from #4. Since #2 has just cleared out the low back side area, #5 can roll to the open basket after screening for #3, looking for the pass and layup.

You could experiment with #4 setting the ball screen instead, but I like the "X" action that #5 and #4 create when setting their screens as the conclusion to the play begins.

