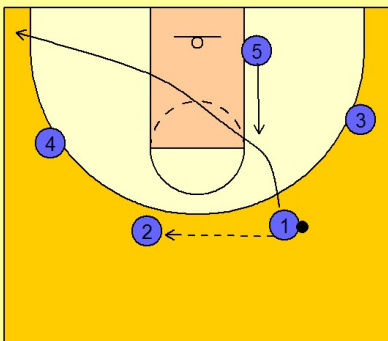


# Princeton georg

## Princeton high post (1)

1

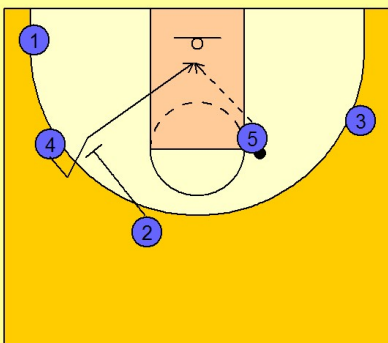
### Princeton / Georgetown High Post Offense



The alignment and first cut of the high post offense in the Princeton Offense begins when the point guard (1) passes to the off guard (2) and cuts through the elbow area, looking to brush the center's man as center (5) flashes to the elbow. You'll notice that there are three perimeter players on the opposite side of the court from the center.

2

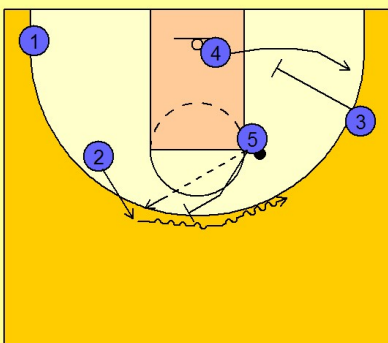
### Princeton / Georgetown High Post Offense



On the pass to the center, notice the backdoor opportunity for the small forward (3) if he is overplayed. After the off guard (2) passes to the center (5), he screens away for the power forward (4), who slips the screen and back-door cuts to basket if his man "cheats" to get over the off guard's screen.

3

### Princeton High Post Offense

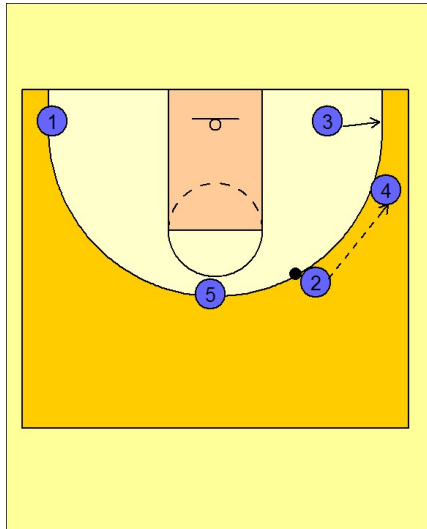


As soon as the power forward #4 cuts, the off guard #2 pops back out for the pass from the center and the shot. Or, when the center #5 comes over to screen, #2's man naturally "jumps" toward the screen. That allows the off guard #2 to "reject" the screen and drive to the basket. Notice, also, that on the drive to the basket by the off guard, if the point guard (#1's man) leaves to help, the off guard is able to pass to the point. Known as "penetrate & kick" or "draw & kick". Here's an example of the center (5) passing back to the off guard (2), who uses the center's screen as the small forward (3) down screens for the power forward (4).

# Princeton georg

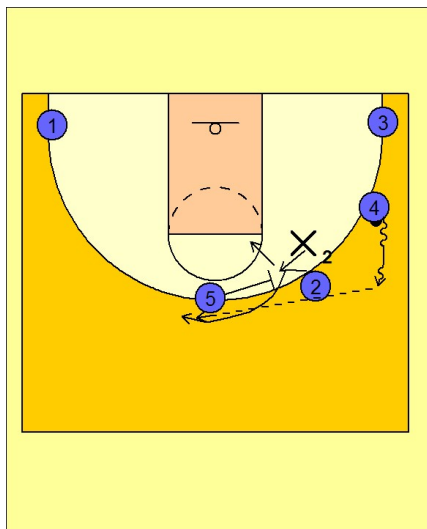
## Princeton high post (1)

4



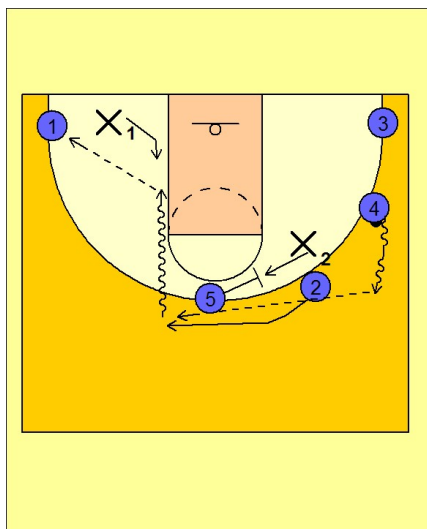
Princeton / Georgetown High Post Offense  
Another option is for the off guard (2) to pass to the power forward (4), as the center (5) sets a "flare screen" for him. If the off guard's defender goes under the screen, he has the jump shot.

5



Princeton / Georgetown High Post Offense  
Now, if #2's man follows him over the top of the screen, he has a great driving angle to the basket.

6

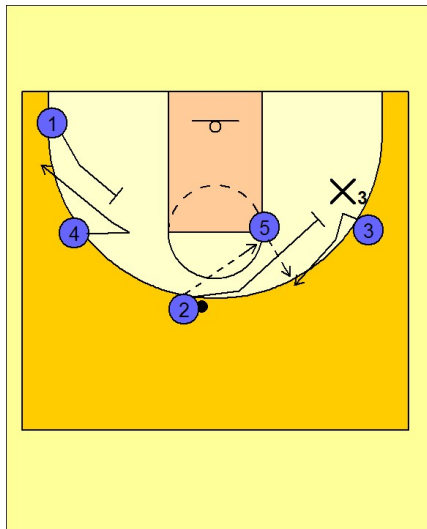


Princeton / Georgetown High Post Offense  
If #1's man helps again, we have the "draw and kick".

# Princeton georg

## Princeton high post (1)

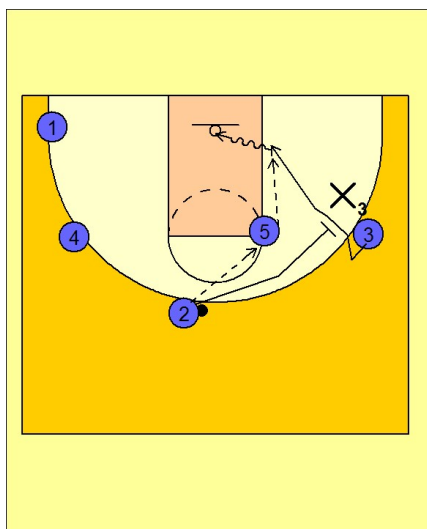
7



### Princeton / Georgetown High Post Offense

On pass to #5, #2 screens for #3 in a "post split". #4 "reads" his defender and if the defender plays off him, he will use the screen for the jump shot. #1 sets a "flare screen" on the other side of the court, primarily to keep the defenders occupied.

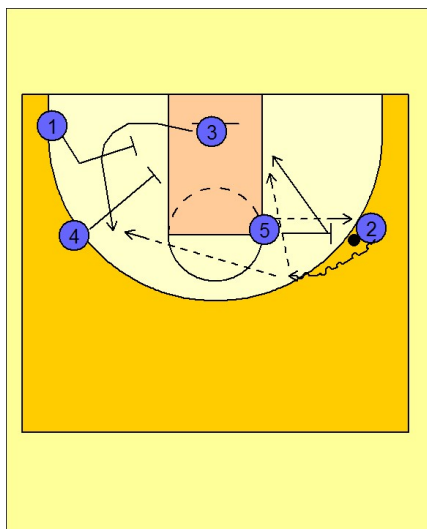
8



### Princeton / Georgetown High Post Offense

If X3 plays his man "tight", #3 will fake coming off the screen and back-door cut to the basket for a lay-up. Once #3 back cuts, the off guard #2 pops out to the wing.

9



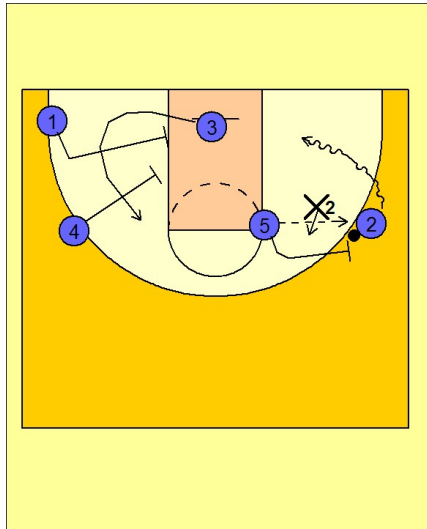
### Princeton / Georgetown High Post Offense

As the center (5) passes back to the off guard (2), he will come over to screen for him, and when 2 uses the screen, the center can "pop" out for the jumper, or "roll" to the basket. On the other side of the court, the small forward (3) uses the "staggered double screen."

# Princeton georg

## Princeton high post (1)

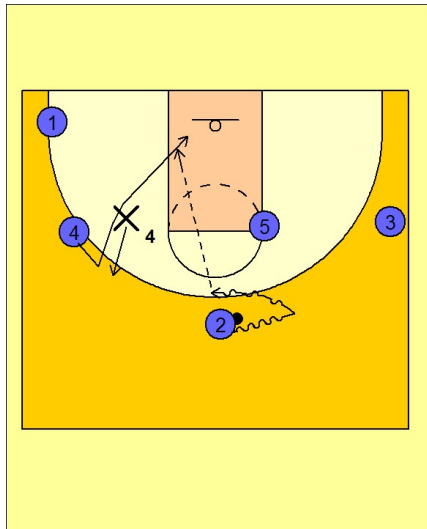
10



### Princeton / Georgetown High Post Offense

If the off guard's man jumps toward the screen, 2 drives it baseline, hopefully, the "staggered double" will occupy three defenders on the opposite side of the court.

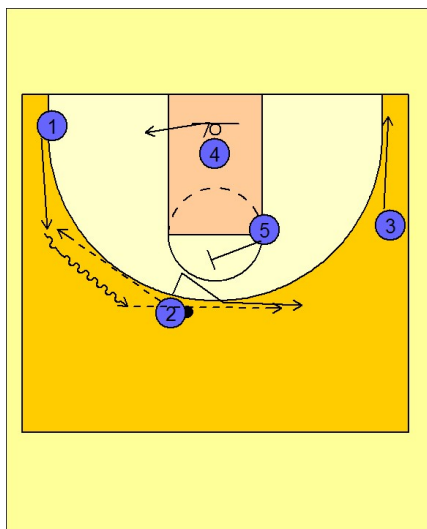
11



### Princeton / Georgetown High Post Offense

Once #1 has cut through, and the center #5 flashes to the elbow and is denied a pass, #2 reads this and spin dribbles back to the power forward #4. If #4's man "cheats up" as #4 steps to the ball, #4 will back-door cut as #2 throws the one-handed bounce pass by the defender.

12



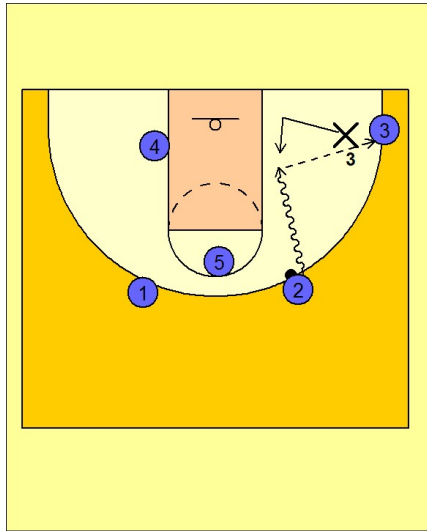
### Princeton / Georgetown High Post Offense

If #4 is not open, the off guard #2 passes to #1 as #4 posts up on the block. #2 then uses #5's "flare screen" for the jump shot.

# Princeton georg

## Princeton high post (1)

13



Princeton / Georgetown High Post Offense

Or...The drive and the "draw and kick" with #3.