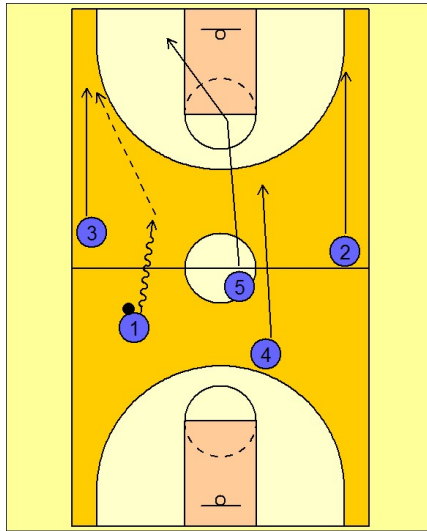


Princeton georg

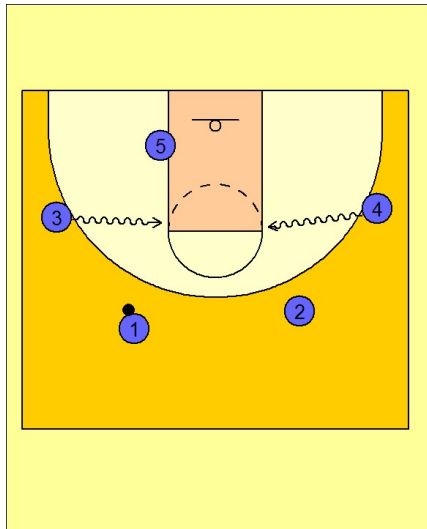
Princeton low post (1)



Princeton / Georgetown Low Post Offense

The Princeton Offense likes to use the #5 man (the center) to generate much of their offense. They would like their attack to go through the center, making him a playmaker. It is imperative that all cuts are at full speed and with a purpose.

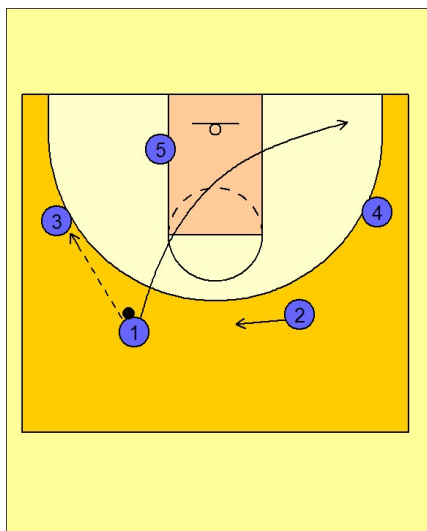
1



Princeton / Georgetown Low Post Offense

The offense starts in a 2 - 2 - 1 alignment. The floor is spread to create driving lanes to the middle. This offense is most effective when all five players can dribble and pass from both sides of the court.

2



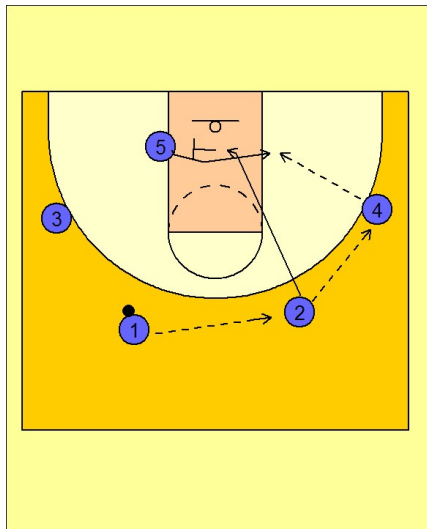
Princeton / Georgetown Low Post Offense

#1 passes to #3 on the left wing and cuts through to the opposite corner. #2 moves over and fills the top of the key area.

3

Princeton georg

Princeton low post (1)



4

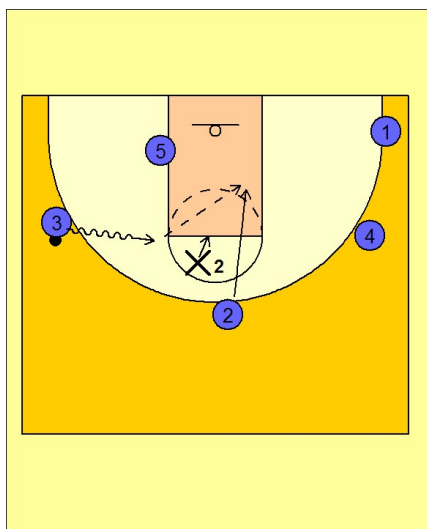
Princeton / Georgetown Low Post Offense

Princeton (or Georgetown) could also enter the ball to the right side starting from the left.

If so, #1 would pass the ball to #2 who would pass to #4 on the right wing. #2 would now cut through the lane.

#5 comes across the lane to the ball side low block. #2 has the option for screening for #5 as he is cutting through the lane.

From here the movements would be the same as if the ball was entered to the left wing (except now on the other side of the floor). So, knowing that, we will continue with our movements with the ball entered to the left wing player #3.

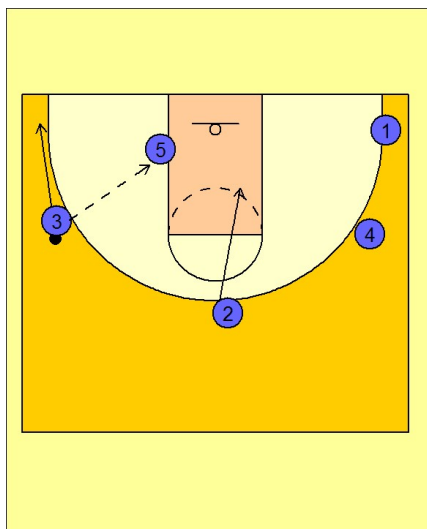


5

Princeton / Georgetown Low Post Offense

We will continue with the offense from here assuming they decided to enter the ball to start the offense on the left wing instead of the right wing.

As we stated earlier, Princeton would like to start the offense through the #5 man in the post. If he is being fronted or denied the ball, #3 drives hard to the elbow area. If #2's defender starts to deny or turns his head to the basketball, #2 should cut backdoor to the basket for the bounce pass entry from #3. Princeton players are taught to make the pass with one hand right off the dribble without picking up the ball, which saves a lot of time.



6

Princeton / Georgetown Low Post Offense

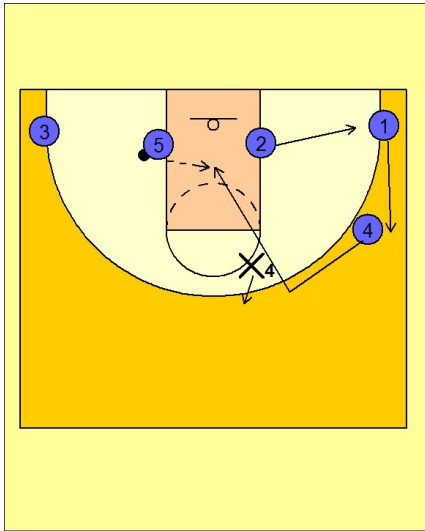
If #3 can feed the post man #5 he does so and then fades to the ball side corner for the possible return pass for the open 3-pt. shot if his man double teams the post player #5. If no double team, #5 will look to go 1-on-1 in the post. #2 cuts through the lane to the opposite block.

Princeton georg

Princeton low post (1)

7

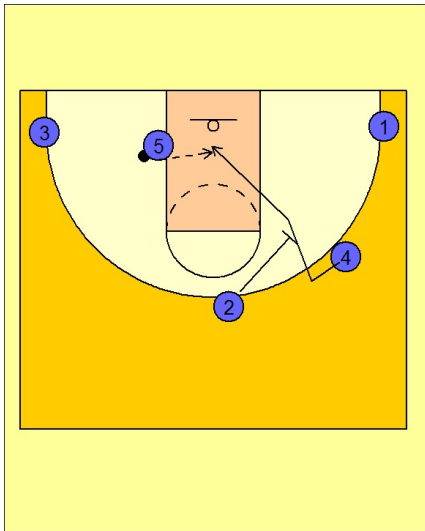
Princeton / Georgetown Low Post Offense



#4 fills to the top of the key area while #1 moves up to take #4's spot. #2 continues his cut and pops out to the right corner area. If #4 is being overplayed he immediately back cuts looking for a bounce pass from #5.

8

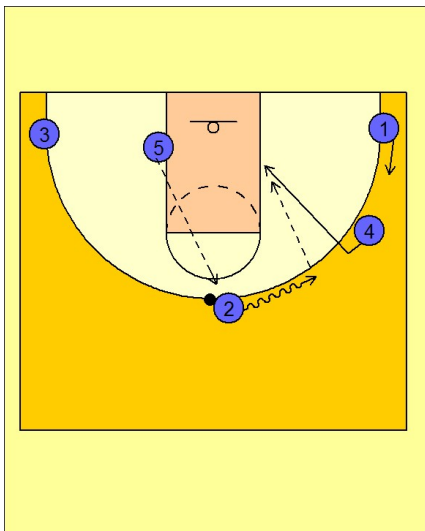
Princeton / Georgetown Low Post Offense



Another option when #5 has the ball is for #2 to screen away on the perimeter for #4. Princeton players are always watching their defenders. If #4 is over played, he cuts backdoor looking for the bounce pass from #5.

9

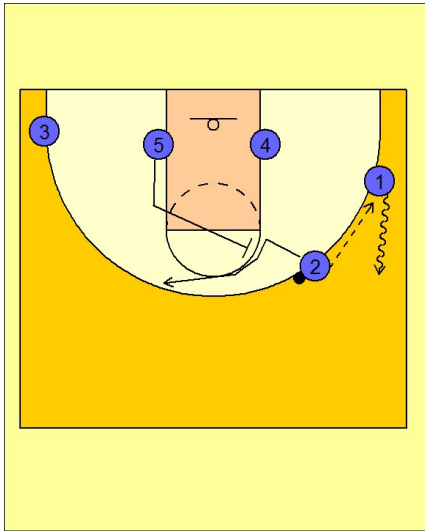
Princeton / Georgetown Low Post Offense



When the ball is passed out of the post, in this case to #2 on top, #2 dribbles hard at the closest perimeter player, #4. If #4 defender overplays him or turns his head to the ball, #2 throws a one-hand bounce pass to the cutting #4 man.

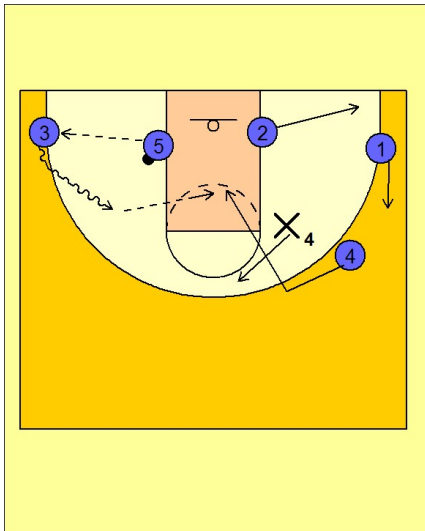
Princeton georg
Princeton low post (1)

10



Princeton / Georgetown Low Post Offense

If #4 is not open, #1 replaces #4 on the perimeter and receives the pass from #2. #4 posts up on the right block while #5 moves up to set a flare screen for #2, who will look to get a pass from #1 for the open jump shot.



Princeton / Georgetown Low Post Offense

When #5 passes out of the low post to #3 in the left corner, remember a few frames back where #2 has cut through the lane and #4 has moved up to replace him, #3 will drive hard at the elbow and look to set up the backdoor cut from #4. #1 moves up to replace #4 on the perimeter. If #3 passes to #1 on top, #5 moves up to set a flare screen for #3, who will look for an open jump shot on the left corner or wing area (not shown).