

Texas

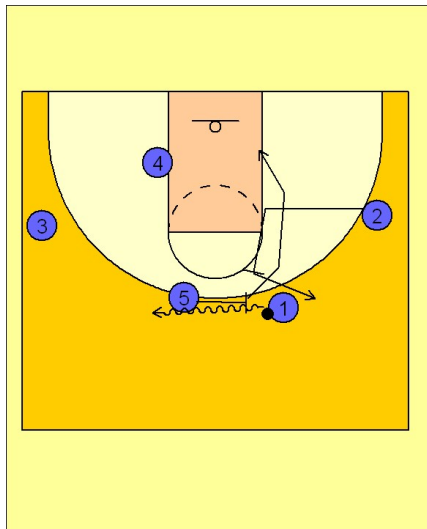
Zone offense (1)

1

Texas Zone Offense

Texas likes to start their zone offense with some screening, making it look a lot like some of their man set plays.

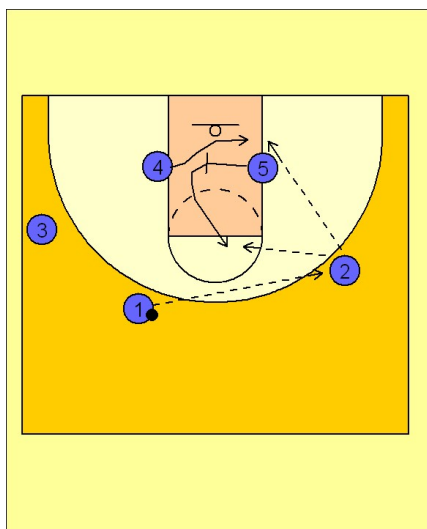
Here we see (#5) ball screening for (#1). As (#5) is ball screening, (#2) moves into the lane and then up for a back screen on (#5). (#5) breaks to the basket for a potential pass and (#2) breaks out on the perimeter opposite the (#1) man.



2

Texas Zone Offense

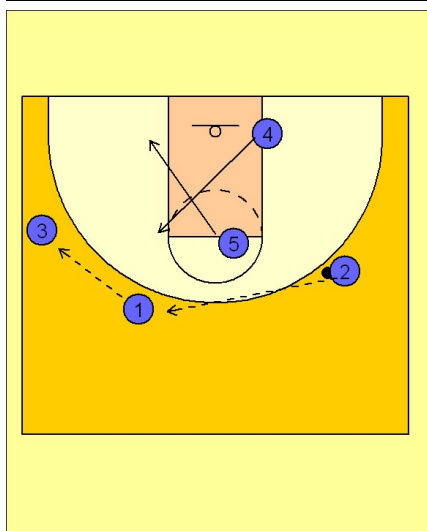
When (#2) receives the pass, (#5) will screen across for (#4) bringing him to the ball side block for a post up. (#5) floats into the middle of the lane looking for a pass from (#2).



3

Texas Zone Offense

From this point, Texas will run your basic 3 out 2 in zone offense with (#4) and (#5) using the "x" motion in the post area while the perimeter players move the ball and look for gaps to drive.

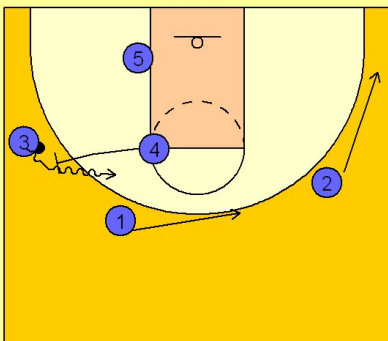


Texas

Zone offense (1)

4

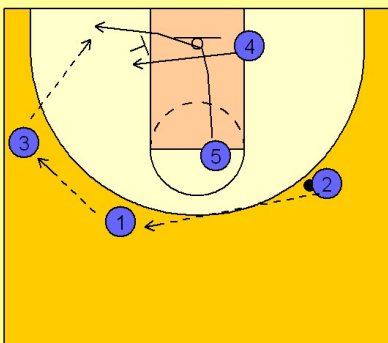
Texas Zone Offense



At any time, the post players may step out and ball screen on the perimeter, creating a help situation with (#1) and (#2) fading over for the pass.

5

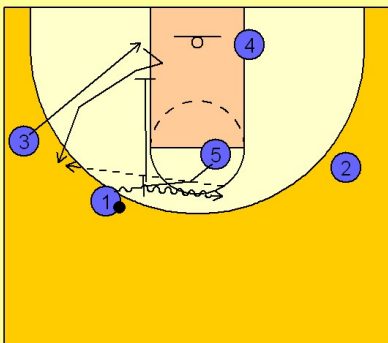
Texas Zone Offense



(#4) and (#5) will also use the short corner area. The opposite post player can set a screen for the other post moving into the short corner area. After the screen is set, the post who did the screening, (#4) in this diagram, should flash back into the post for a quick entry pass from (#1) or (#3).

6

Texas Zone Offense



Another entry into their zone offense involves (#5) setting a ball screen for (#1) and then rolling down to the blocks setting a screen for the wing player (#3) to break out for the entry pass and / or shot.

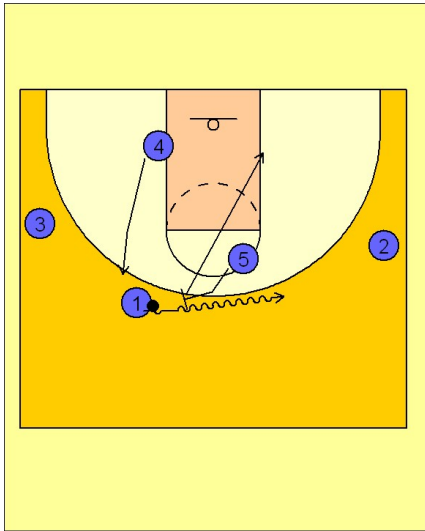
Texas

Zone offense (1)

7

Texas Zone Offense

Texas will also use this similar screening action on the perimeter and then break out the opposite post (#4) to the top.



8

Texas Zone Offense

This creates a 4 out 1 alignment with the post man (#5) working in the low post for the basketball.

