

Utah

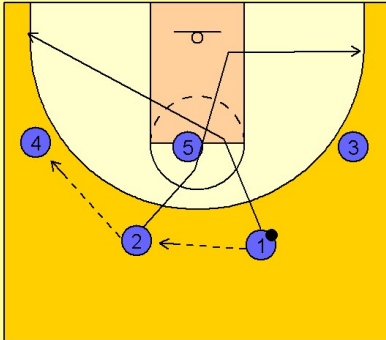
Half court offense (2)

1

Utah Half Court Offense vs. Man Defense

2 - 3 high alignment to begin.

#1 passes to #2 on top who passes to #4 on the left wing. #1 cuts by the high post to the ball side corner area while #2 cuts by the post to the opposite corner area.

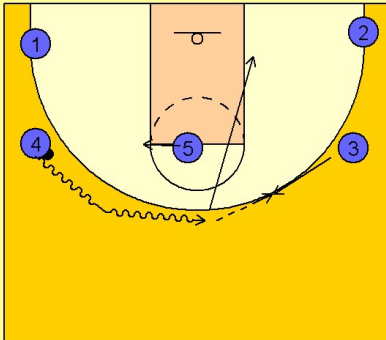


2

Utah Half Court Offense vs. Man Defense

#4 takes the ball across the top at #3. Now they have the option to back door #3 here, but we will show you the continuity all the way through without any back door cuts.

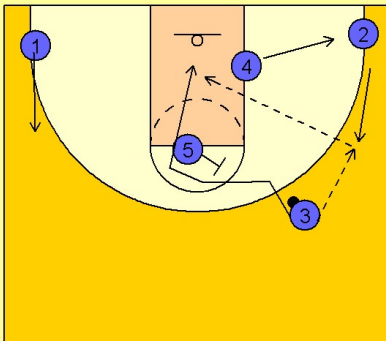
#4 passes to #3 and cuts through the lane to the low right block.



3

Utah Half Court Offense vs. Man Defense

#3 passes to #2 sliding up the side and cuts to the basket off the back screen from #5.

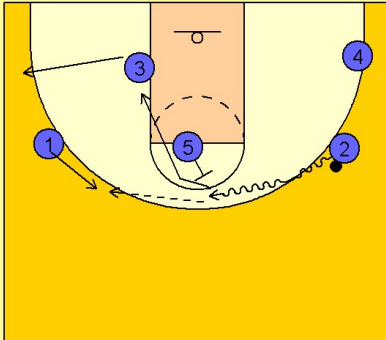


Utah

Half court offense (2)

4

Utah Half Court Offense vs. Man Defense

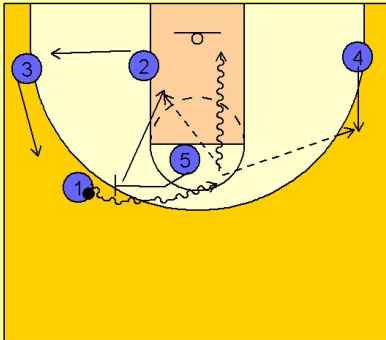


Once #2 has the ball on top he dribbles at #1. Again, #1 cut back door cut as the basket area is being constantly cleared out.

To keep the continuity moving, #2 decides to pass to #1 and cut to the basket off a back screen from #5.

5

Utah Half Court Offense vs. Man Defense



By now the shot clock is running down and #5 will step out and ball screen the wing player #1. #1 comes off the ball screen hard looking to score, dump the ball to the rolling #5 man or drive and kick out to #4 spotting up on the right wing.