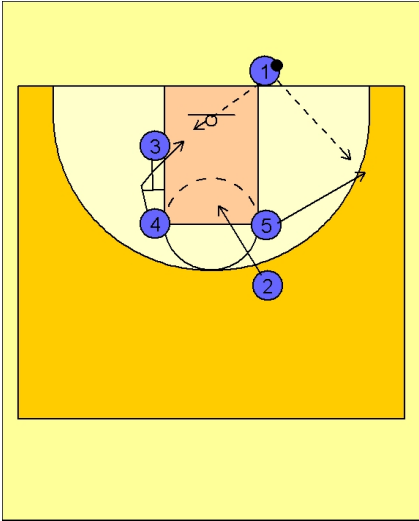




Ob under vs. man (3)



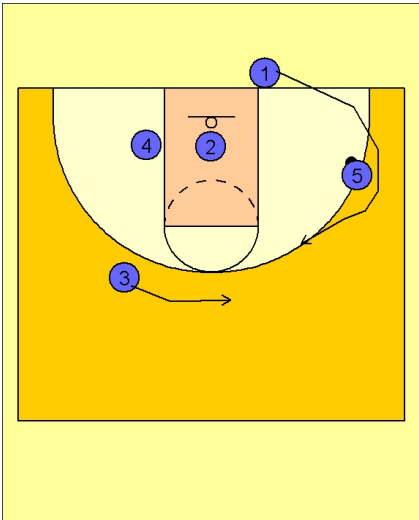
Villanova OB Under vs. Man Defense

Another option from the same alignment in OB play #2 from Villanova.

#3 steps up and sets a back screen for #4.

#2 cuts to the FT line while #5 steps out to the ball side wing / corner.

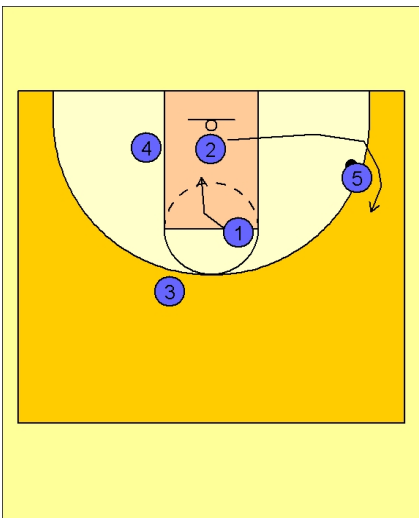
#4 cuts to the basket and looks to take the first scoring option.



Villanova OB Under vs. Man Defense

Once #5 has the ball, #1 steps in and curls around #5. If #1 gets the ball, they will execute what we will diagram next.

#3 has moved up to the top of the floor.



Villanova OB Under vs. Man Defense

If #1 does not get the ball, #2 now makes his cut around #5 looking for the dribble hand-off.



Villanova OB Under vs. Man Defense

If #2 gets the ball, he will look to attack the middle of the floor.

While this is happening, #4 will back screen for #3. #3 fades to the back side wing looking for the kick out pass from #2.

#2 also has the option to dump the ball to #5 rolling to the basket or #1 filling the spot just vacated on the right wing area.

