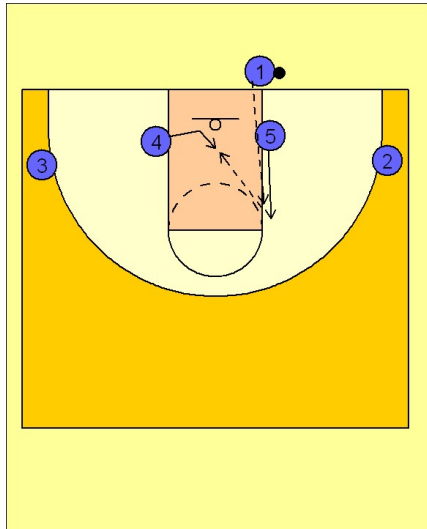


Wake forest

Ob under vs. man (1)

1



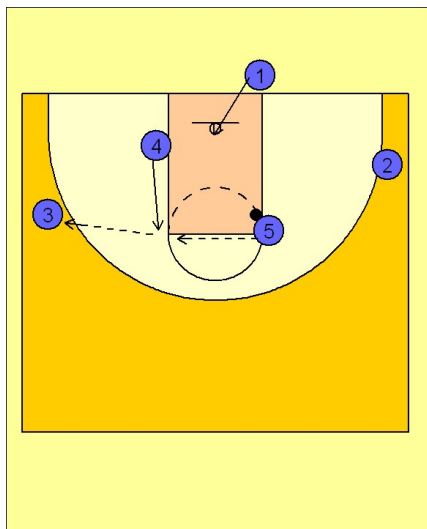
Wake Forest OB Under vs. Man

Wake Forest has a nice series of OB plays that they run vs. a man defense that starts with a similar look each time. Let's look at two different options from this alignment and with this personnel in the designated spots. Our next OB play will show you what they do when they put different positions in these spots.

Option #1

1 - 4 across to flatten out the defense. #5 pops back to the FT line elbow area. #1 throws a pop pass back out to #5. As #5 catches, #4 ducks in for the quick post up and entry pass from #5.

2

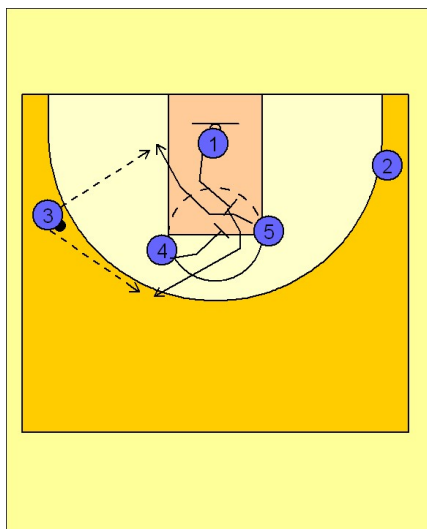


Wake Forest OB Under vs. Man

Option #2

Instead of #4 ducking in, this time he flashes to the opposite FT line elbow area and looks for a pass from #5. As soon as #4 receives the pass he throws it over to #3 on the wing.

3



Wake Forest OB Under vs. Man

After #4 passes the ball, #1 who has just stepped in after inbounding the ball, sets a diagonal back screen for #5, bringing him to the ball side block.

After #1 back screens, he receives a down screen from #4. #3 has the option to pass it in low to #5 coming off the back screen from #1, or, he can hit #1 coming to the top of the key area off of the down screen from #4.