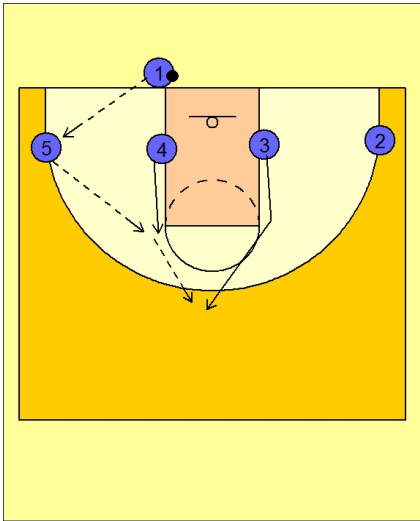




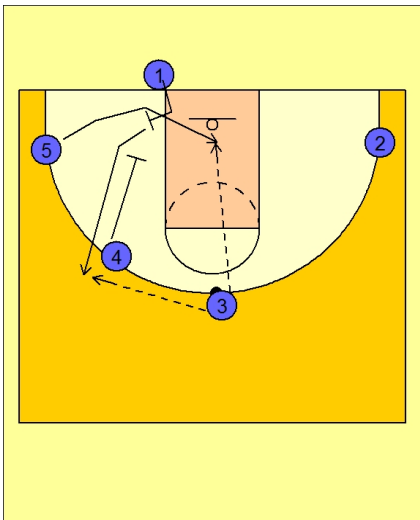
Ob under vs. man (5)



Wake Forest OB Under vs. Man Defense

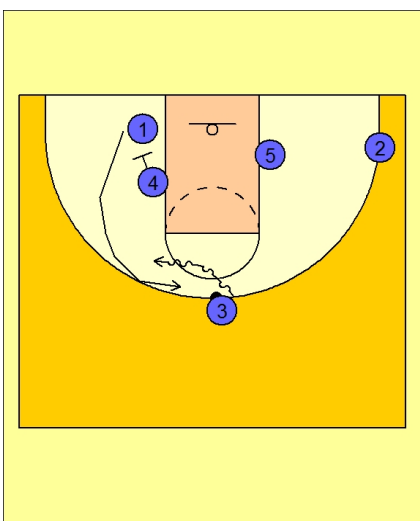
1 - 4 across to begin.

#1 enters the ball to #5 in the left corner while #4 breaks out to receive the next pass from #5. #3 is already cutting to the top looking to receive the next pass from #4.



Wake Forest OB Under vs. Man Defense

Once #3 has the ball, #1 steps in and sets a back screen for #5 cutting under and in the lane while #4 down screens for the screener, #1, trying to free him for a jumper on the left wing area.



Wake Forest OB Under vs. Man Defense

They will also use a dribble hand-off on this shot, with #3 driving at #1 coming off the down screen from #4.