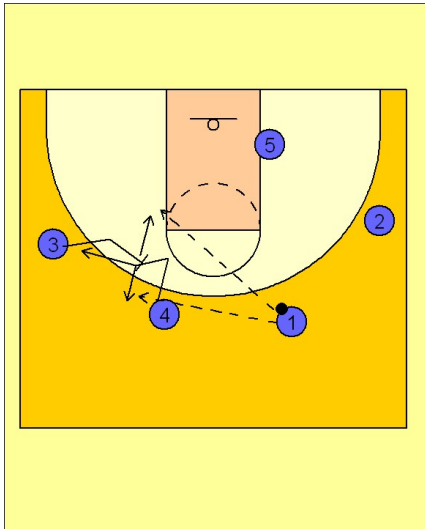


Wisconsin

Half court offense (1)

1



Wisconsin Half Court Offense vs. Man

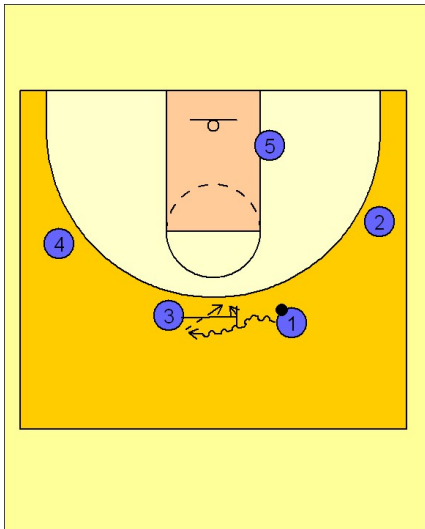
Wisconsin will use some nice screening action out front to begin their "Swing Offense".

Still have not looked at it long enough to find out why this isn't called the "Flex Offense" instead of "The Swing". Further evaluation will certainly bring an answer in future submissions.

To begin, #3 can set a flare screen for #4 who fades to the back side or #4 can screen away.

#3 will usually step out on the perimeter for ball reversal, but can cut to the basket after screening.

2

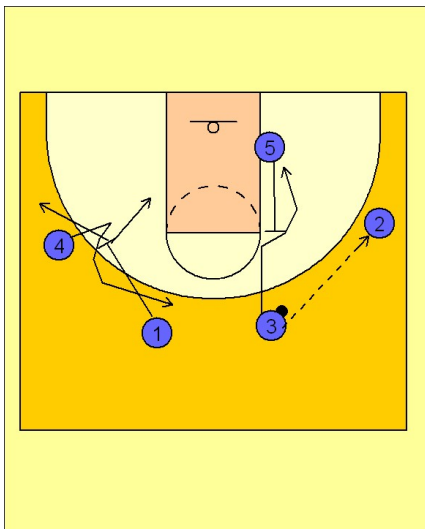


Wisconsin Half Court Offense vs. Man

As an option, #3 will can look to set a ball screen for #1 bringing the ball to the other side of the floor and then will pass back to #3 on the right side of the floor.

If this doesn't happen, #1 can just make the entry pass to #2 and start the offense. All positions are interchangeable as the Badgers like to post up their guards because they believe guards are poor post defenders, simply because it is a skill they never really work on. The Badgers like to exploit that fact.

3



Wisconsin Half Court Offense vs. Man

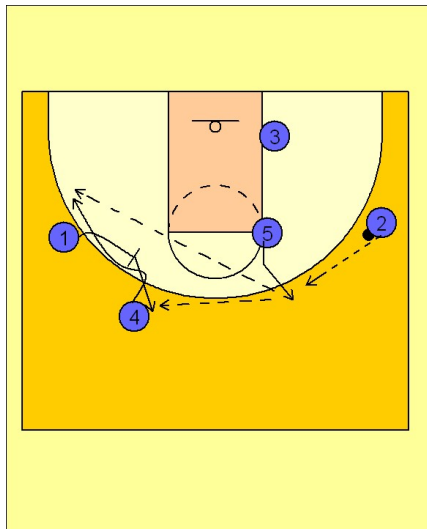
#3 will look to enter to #2 to begin the offense.

#5 back screens for #3 bringing him to the ball side block.

#1 screens away for #4 on the weakside occupying the weakside defenders (or they will back screen and fade as we will look at later).

Wisconsin

Half court offense (1)



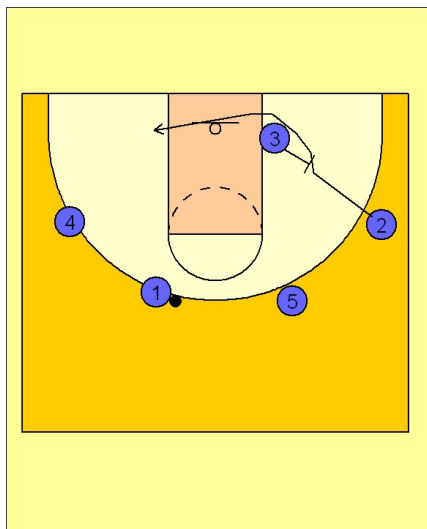
Wisconsin Half Court Offense vs. Man

4

#2 will look to pass the ball to #5 who has stepped out after back screening for #3.

#4 and #1 will screen away again, or, #1 will back screen for #4 who will fade to the back side for the skip pass. #1 steps out after screening.

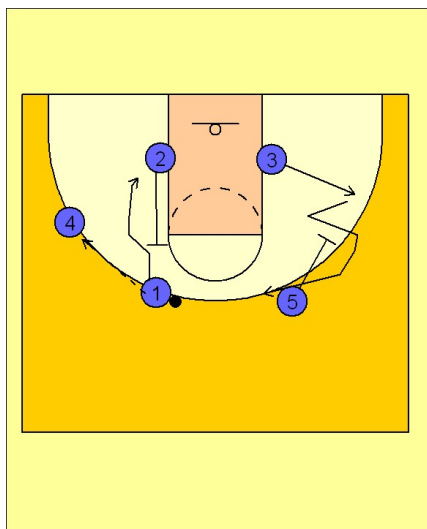
#2 will pass to #5 who will reverse it to #1 coming off the screen from #4.



Wisconsin Half Court Offense vs. Man

5

As the ball is in flight to #1, #3 steps out and back screens for #2. #2 cuts across the lane to the ball side low block.



Wisconsin Half Court Offense vs. Man

6

From here they will begin "The Swing" offense from the other side.

#1 enters the ball to #4 on the wing.

#2 steps out and back screens for #1 bringing him to the ball side block.

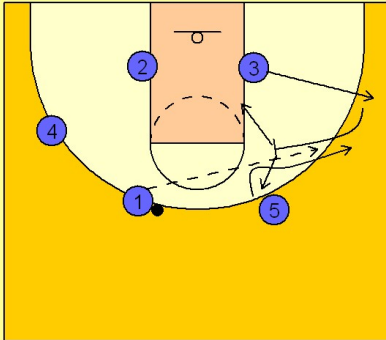
#5 screens away for #3, who has now stepped out to the wing and accepted the screen from #5.

Wisconsin

Half court offense (1)

7

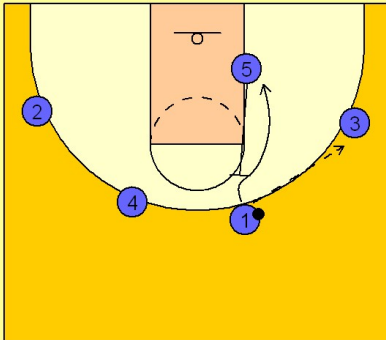
Wisconsin Half Court Offense vs. Man



#5 does not have to screen away like in the last diagram. He can "hold" while #3 pops out to the wing. From there, #1 can reverse the ball to #5 and the offense continues, or, #3 can again set a back screen and #5 can fade to the back side for the skip pass and potential shot.

8

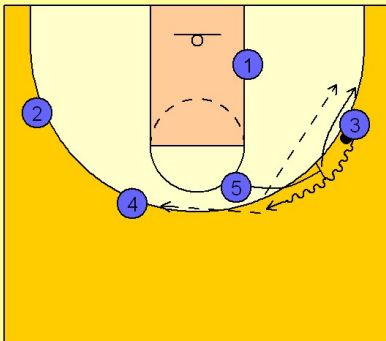
Wisconsin Half Court Offense vs. Man



A wrinkle that Wisconsin adds to the "Swing Offense" is right off the "UCLA" cut by #1 cutting to the block off the back screen from #5.

9

Wisconsin Half Court Offense vs. Man

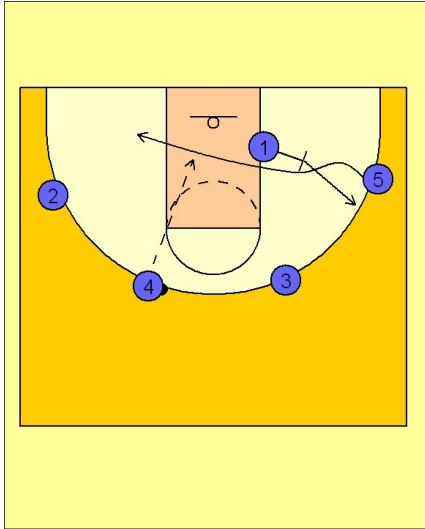


#5, after screening for #1, steps out and ball screens for #3. #3 comes off over the top of the ball screen. He looks for #5 screening and then popping out to the wing for the pass and shot. If he is not open, #3 reverses the ball to #4.

Wisconsin

Half court offense (1)

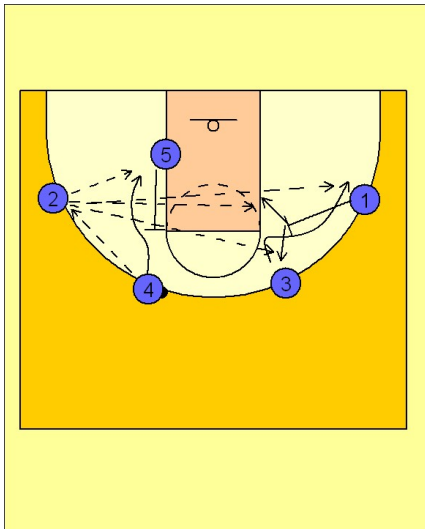
10



Wisconsin Half Court Offense vs. Man

From here the offense continues as usual. #1 steps out and back screens for #5. #5 cuts across the lane looking for the ball.

11



Wisconsin Half Court Offense vs. Man

If he is not open, #1 can back screen for #3 and run the "fade" cut on the back side for the skip pass. Again, #1 can also cut to the basket after screening if he feels the defense is cheating on the fade screen.

Or, #4 can hit #2 on the wing and run the "UCLA Cut" with #5 on the ball side.