

West virginia

Half ct. offense vs. man (1)

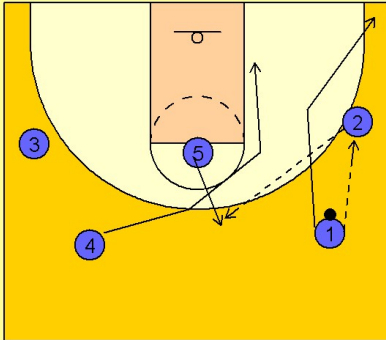
1

West Virginia Half Court Offense vs. Man Defense

WVU will run the flex offense from time to time and they get into it quickly and easily from their normal 2 - 3 high starting point.

Here we see #1 pass to #2 on the right wing and cuts through to the corner. #4 follows behind and cuts to the ball side low block.

#5 steps out and receives the pass from #2 on top.



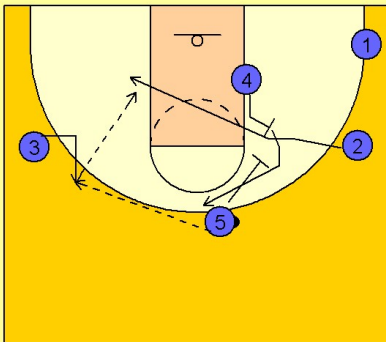
2

West Virginia Half Court Offense vs. Man Defense

#3 v-cuts to get open on the left wing and #5 reverses the pass to #3. Now the flex action begins from the free throw line elbow area.

#4 back screens for #2 and #5 down screens for the screener, #4.

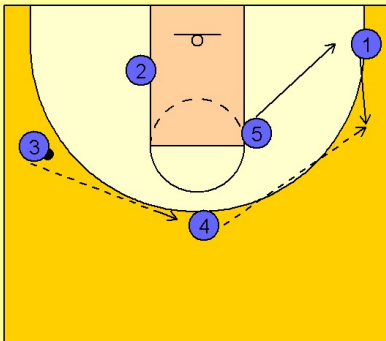
#3's first look is to the cutter #2. After #2 cuts over the screen from #4, #4 will use #5's screen and break to the top of the key area.



3

West Virginia Half Court Offense vs. Man Defense

#3 reverses the ball to #4 on top. #5 after screening for #4, steps to the right corner area. #1 moves up to receive the pass on the right wing from #4.

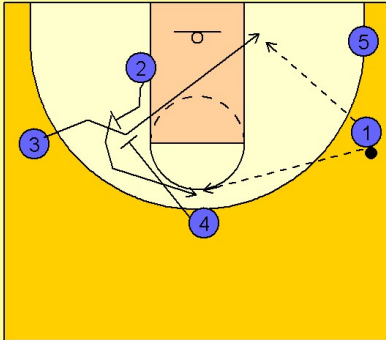


West virginia

Half ct. offense vs. man (1)

4

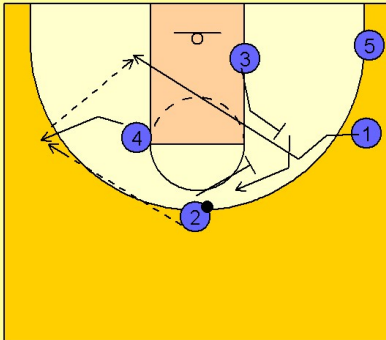
West Virginia Half Court Offense vs. Man Defense



Now the flex action is repeated on the left wing. #2 back screens for #3 while #4 down screens for the screener #2. #1 can hit #3 cutting through the lane or reverse the ball on top to #2.

5

West Virginia Half Court Offense vs. Man Defense



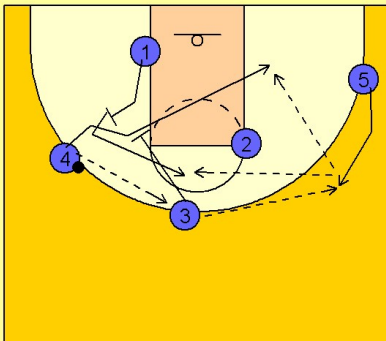
#4 steps out to the left wing to receive the reversal pass from #2 on top and the flex action is repeated. #3 back screens for #1 and #2 down screens for the screener, #3.

#1 cuts through and #3 breaks up to the top off the screen from #2.

Again, #4's first look is inside to the cutting #1 man and then back to the top man #3 for ball reversal.

6

West Virginia Half Court Offense vs. Man Defense



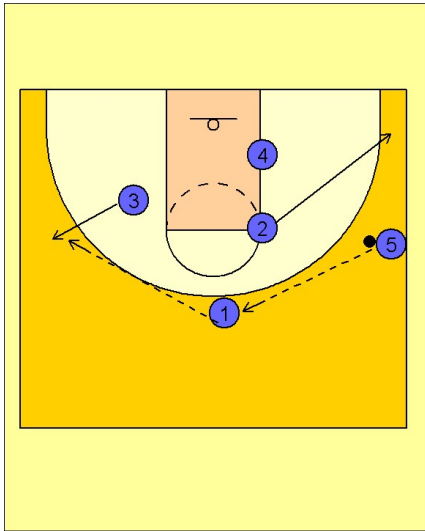
#4 reverses to #3 and the flex action is again repeated (if you didn't already have it).

#5 slides up on the right wing to receive the reverse pass from #3.

West virginia

Half ct. offense vs. man (1)

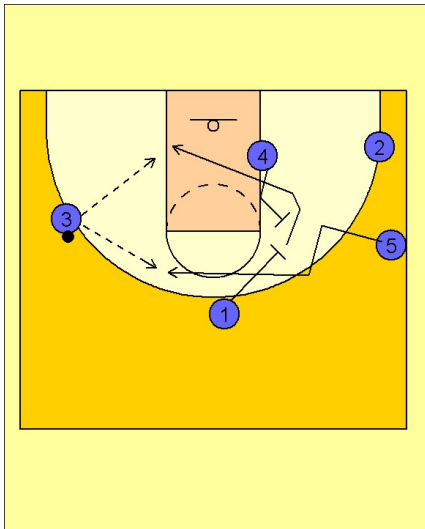
7



West Virginia Half Court Offense vs. Man Defense

#2 steps out after down screening as does #3 on the left side of the floor.
#5 reverses the ball on top to #1.

8

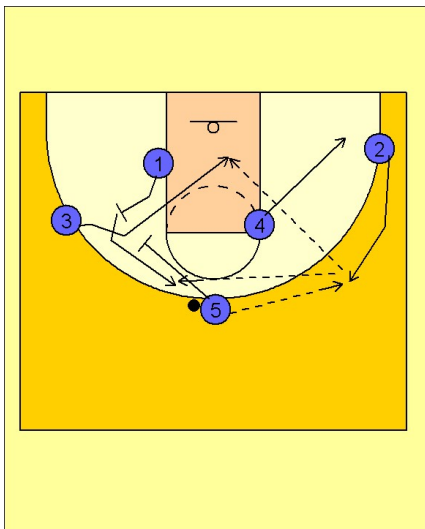


West Virginia Half Court Offense vs. Man Defense

At anytime in this offense, the cutter, #5 in this diagram, may fake cutting through the lane and come off the down screen by #1.

If this happens, #1 reads this and cuts through the lane using the screen by #4, taking #5's spot.

9



West Virginia Half Court Offense vs. Man Defense

The offense continues as usual with the ball reversal on top, #5 passing to #2 moving up to the right wing area.