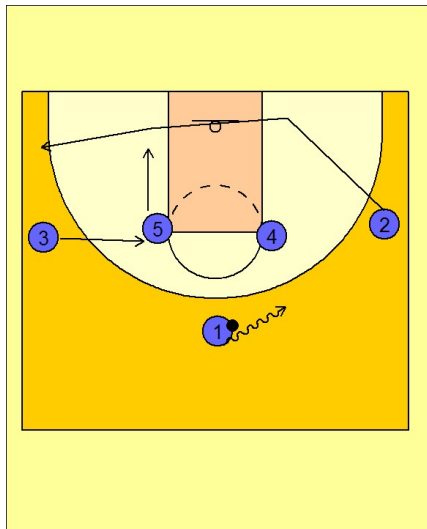


Gonzaga

Set play vs. man (10)

1



Gonzaga Set Play vs. Man

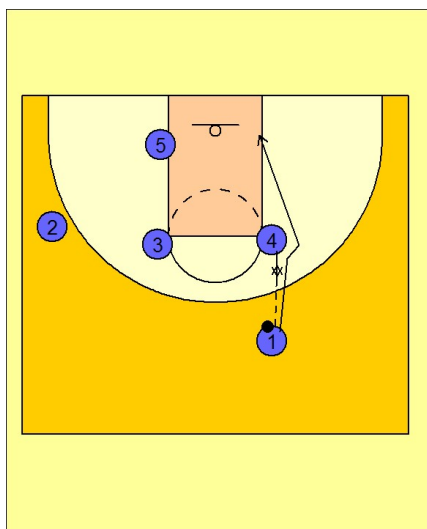
1 - 4 high to begin.

#1 takes the ball over to the area on top of #4. As this is happening, #2 clears out to the opposite wing / corner area.

#5 slides down to the left low block.

#3 moves into the free throw line left elbow area.

2

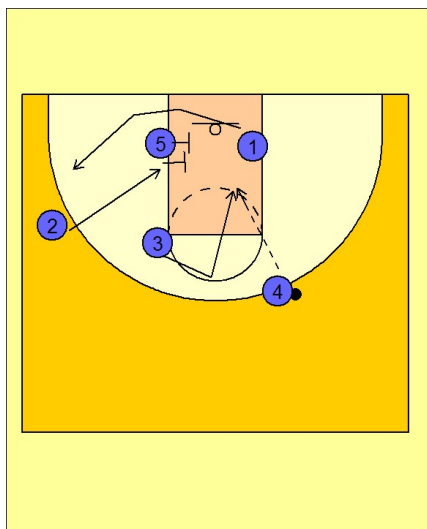


Gonzaga Set Play vs. Man

#1 then hits #4 in the posts and cuts hard to the basket off the shoulder of #4 looking for the hand-off and potential lay-up.

If #1 does not get the ball he continues down the lane to underneath the basket.

3



Gonzaga Set Play vs. Man

#2 and #5 now slide down to set a double screen for #1. #1 comes off the double.

As this is happening, #3 flashes out for the ball and then cuts backdoor looking for the pass from #4.

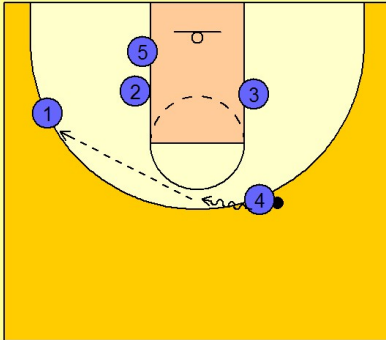
Gonzaga

Set play vs. man (10)

4

Gonzaga Set Play vs. Man

If #3 is not open, #4 takes the ball on the dribble towards the left wing area looking for #1.



5

Gonzaga Set Play vs. Man

#4 may also take the ball to the right wing area and execute a dribble hand-off with #3. #3 curls around the hand-off looking to get into the lane for the shot or the kick out to #5 underneath or #4 rolling to the basket or popping out for the three point shot.

