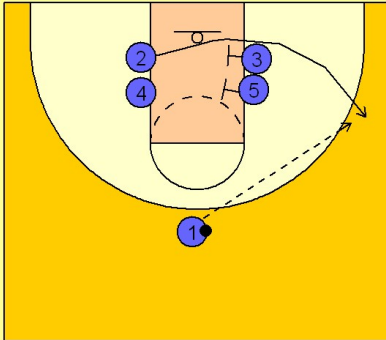


Gonzaga

Set play vs. man (7)

1

Gonzaga Set Play vs. Man Defense

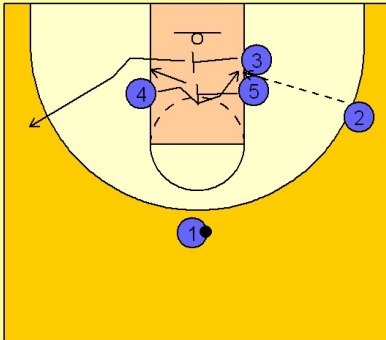


#2 and #4 are stacked on the left side low block while #3 and #5 are stacked on the right side low block.

The play begins with #2 coming out to the right side off the double screen by #3 and #5. #1 passes to #2 if he is open for the shot.

2

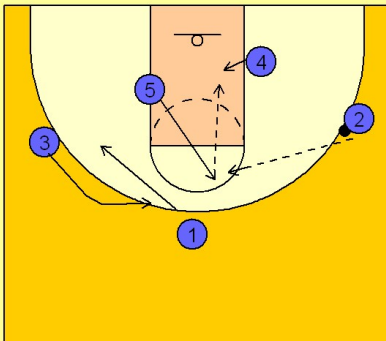
Gonzaga Set Play vs. Man Defense



If #2 gets the ball, #3 and #5 can double away for #4. After screening, #3 pops out to the perimeter while #5 takes the opposite low block spot.

3

Gonzaga Set Play vs. Man Defense



From here, Gonzaga works the "high / low" game with their talented post players. #5 flashes high while #4 ducks into the post. #1 cuts away and brings #3 to the top to occupy the back side defenders.

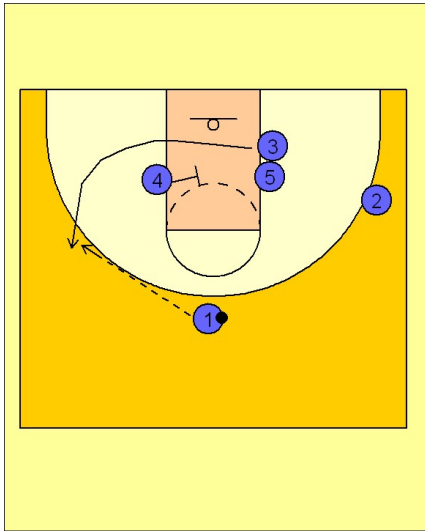
Gonzaga

Set play vs. man (7)

4

Gonzaga Set Play vs. Man Defense

If #2 did not get the ball in the opening cut, #3 would then cut next off the single screen by #4. #1 would look to enter the ball to #3 on the left wing.



5

Gonzaga Set Play vs. Man Defense

Once #3 received the ball, again, Gonzaga would work the "high / low" game with #5 flashing to the high post. #1 again would cut away while #2 would slide over to the top area for ball reversal and floor spacing.

