

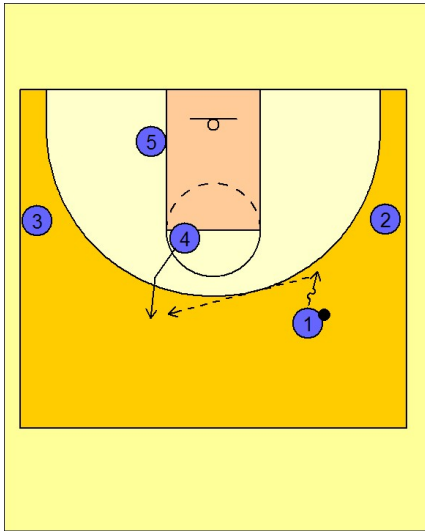
Cincinnati

Zone offense (1)

1

Cincinnati Zone Offense

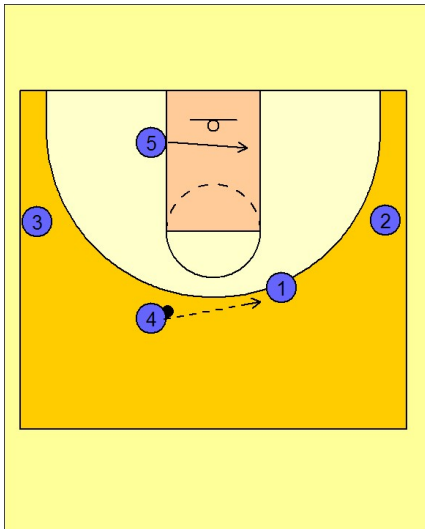
(#4) steps out from the free throw line to receive the entry pass from (#1).



2

Cincinnati Zone Offense

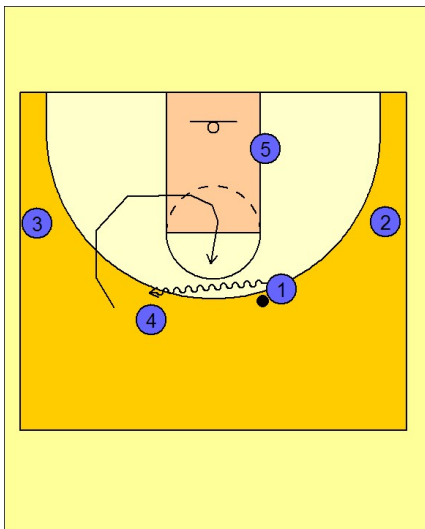
(#4) passes to (#1). (#5) follows the ball to the block.



3

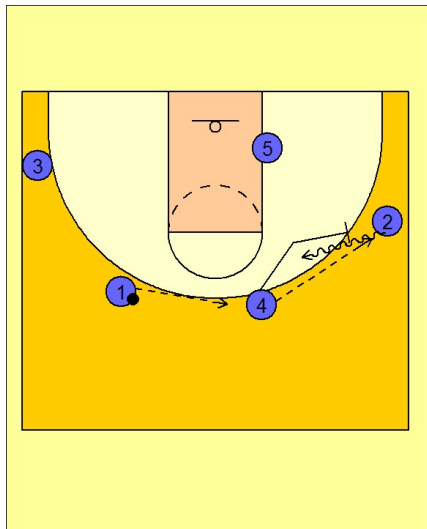
Cincinnati Zone Offense

If (#1) dribbles at (#4) he will clear out to the middle of the lane and back out to the top of the key.



Cincinnati

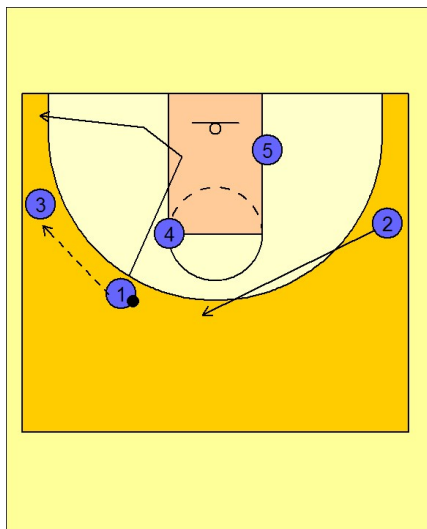
Zone offense (1)



Cincinnati Zone Offense

On any pass to the wing, post players may screen the zone, looking for a pick and roll opportunity for (#2) in this diagram.

4

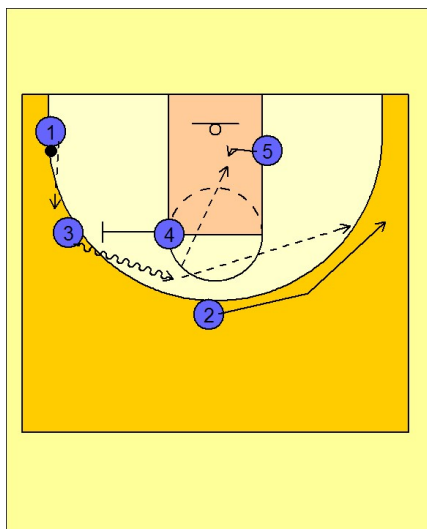


Cincinnati Zone Offense

On passes to the wing, perimeter players can cut through and pop out on the ball side corner.

(#2) will break to the top of the key for ball reversal and floor balance.

5



Cincinnati Zone Offense

Again, any post player may step out and screen the zone any time, whether it be to screen the back of the zone for skip passes, or ball screens, as seen in this diagram.

(#3) drives the ball to the middle while (#2) slides over for the drive and kick out pass from (#3) on the perimeter. (#5) works in the post for the pass from (#3) as well.

6