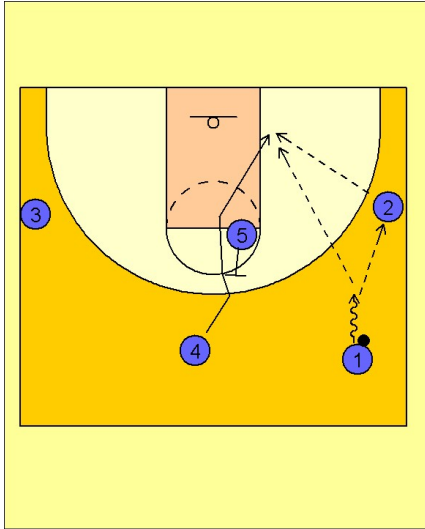


# Creighton

## Early offense (2)

1

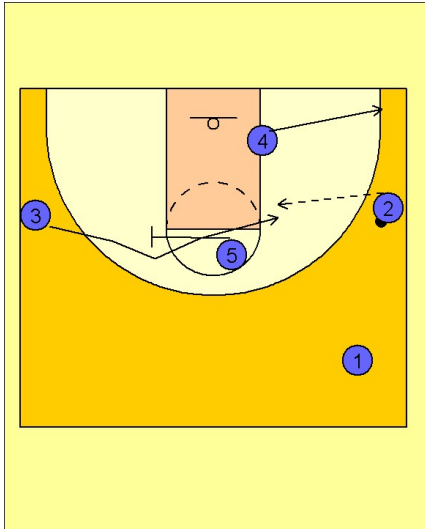
### Creighton Early Offense



Same sideline break alignment except this time #5 stops at the high post. As #1 brings the ball up the side he looks to feed #4 on the right low block coming off a back screen from #5. #1 may also pass to #2 on the right wing, who may have a better angle to feed the post.

2

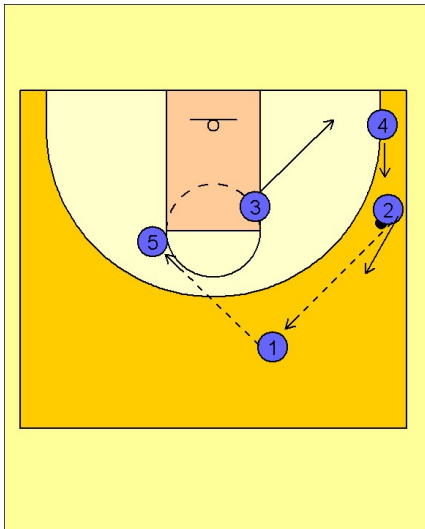
### Creighton Early Offense



If #4 does not get the ball he steps to the ball side corner. #5 now screens away for #3 on the left wing. #3 comes over the top of the screen looking to catch the ball in the high post area.

3

### Creighton Early Offense



If #3 does not get the ball he begins his cut to the ball side corner. #2 is not moving the ball to the top player #1 and is sliding up the wing area while #4 follows him up the right side wing area, allowing #3 to take the corner spot.

Once #1 gets the ball he looks to hit #5 on the left free throw line elbow area.

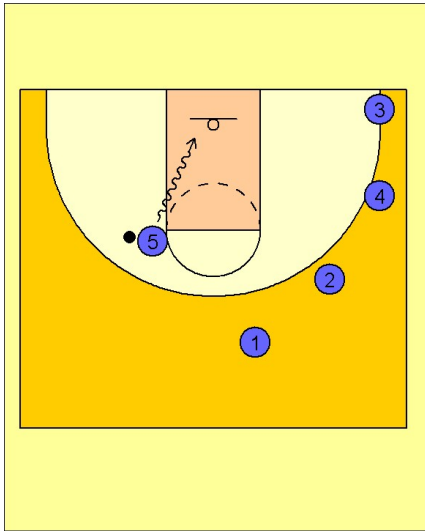
# Creighton

## Early offense (2)

4

### Creighton Early Offense

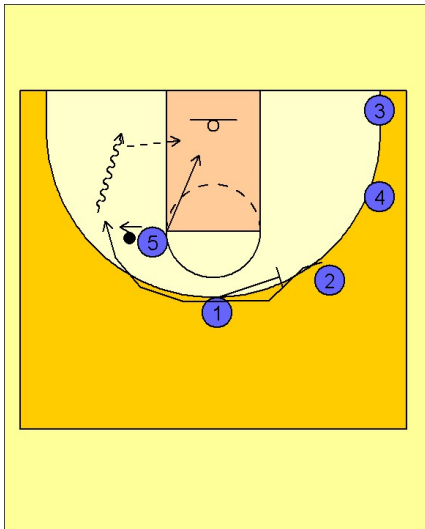
On the catch, #5's first option is to catch, spin and attack the cleared out basket area.



5

### Creighton Early Offense

Second option is for #5 to hold the ball while #1 screens away for #2 who curls off the screen looking to receive the hand off from #5. #2 takes the ball hard to the basketball looking to score while #5 rolls in the lane looking for the dump off pass.



6

### Creighton Early Offense

Another quick hitting option at the end is for #1 to pass to #5 and instead of screening away for #2, #1 just cuts straight at #5 and takes the hand off himself. #1 now looks to score while #5 rolls in the lane.

