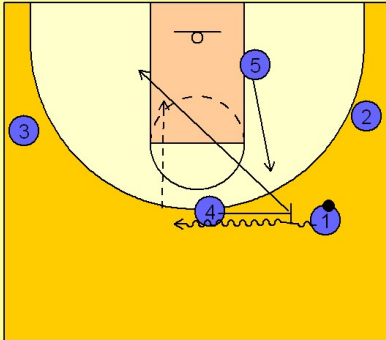


Florida

Quick hitter (2)

1

Florida Quick Hitter

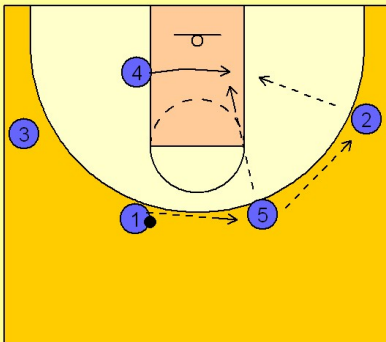


(#1) and (#4) execute the ball screen. (#4) has a couple of options here.

In this diagram, (#4) rolls to the ball side block looking for an entry pass from (#1). (#5) flashes to the high post area that (#1) just vacated.

2

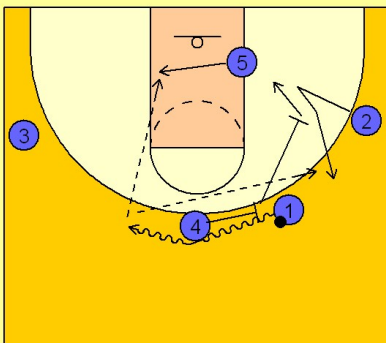
Florida Quick Hitter



(#1) can then reverse the ball to (#5) who can look to hit the post player (#4) working for position inside with no help defense. He can also pass to (#2) for a better angle into the post.

3

Florida Quick Hitter



Back to the original pick and roll with (#1) and (#4). (#4) has the option, instead of rolling to the basket, to screen away on the perimeter for (#2). (#4) can then roll to the basket or pop out to the perimeter after screening. (#5) moves across with the ball looking for a post entry pass from (#1).