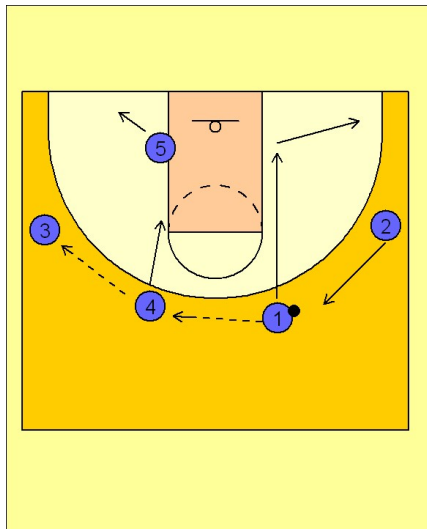


Florida

Zone offense (1)

1



Florida Zone Offense

Florida starts out with a 4 out 1 in alignment right from their transition.

(#1) reverses the ball to (#4) who passes to (#3) on the wing.

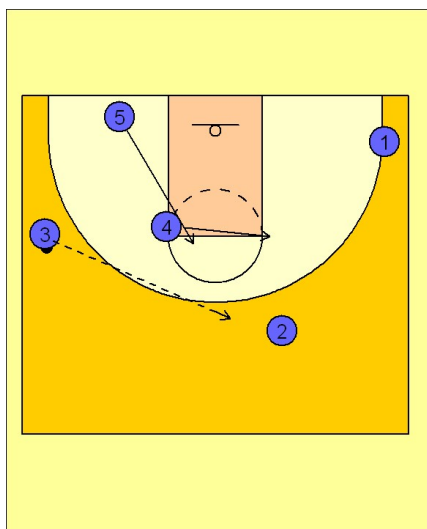
(#1) cuts through the lane and to the corner.

(#4) cuts to the high post after passing to (#4).

(#5) steps to short corner.

(#2) replaces (#1) on the perimeter.

2



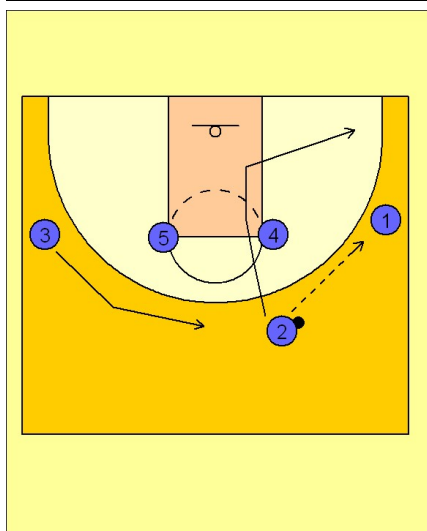
Florida Zone Offense

(#3) reverses the ball (#2).

(#4) moves across the high post while (#5) flashes into the high post opposite the (#4) man.

Both post players may circle in this fashion as the ball is being moved from side to side or they may "X" cut. Either post player may also step out at anytime for a 3-point shot or to ball screen or back screen the zone.

3



Florida Zone Offense

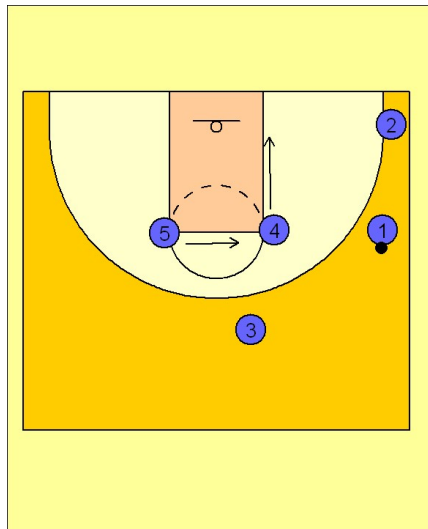
(#2) passes to the wing man (#1) and cuts through to the ball side corner. He may cut to the opposite side as well. (#3) replaces (#2) on the top of the zone.

Each perimeter player keeps an eye on floor balance and spacing and will quickly fill any open areas needed.

Florida

Zone offense (1)

4



Florida Zone Offense

(#4) may slide down to the block or remain in the high post.