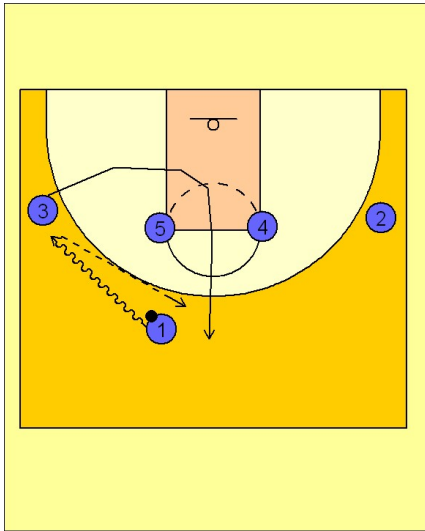


Arizona

Zone offense (1)

1

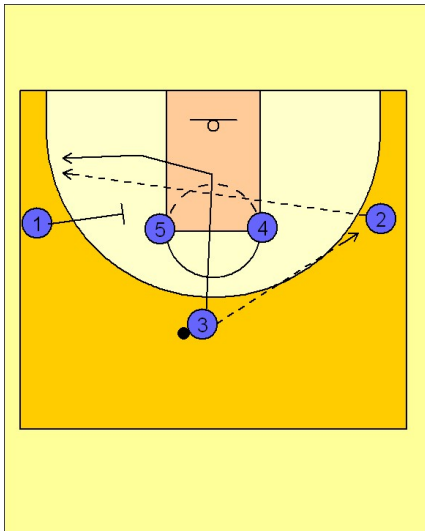


Arizona Zone Offense

1 - 4 high alignment to start.

(#1) dribble clears either wing, (#3) in this diagram, bringing him in the lane and back out to the top. (#1) passes the ball to (#3) at the top.

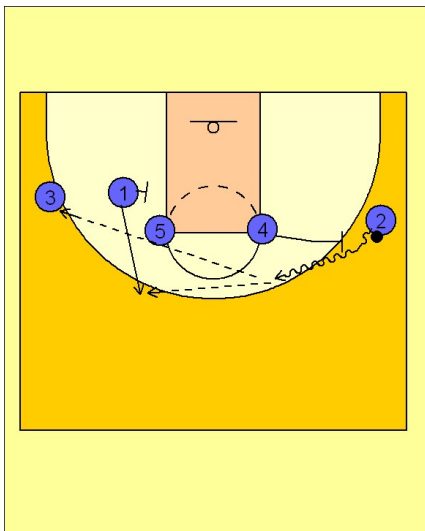
2



Arizona Zone Offense

On each pass to wing, the passer may cut through the lane and back out to the wing or may fade directly to the wing for the shot. The opposite wing player, (#1) in this case, steps in and screens the back of the zone for the skip pass.

3

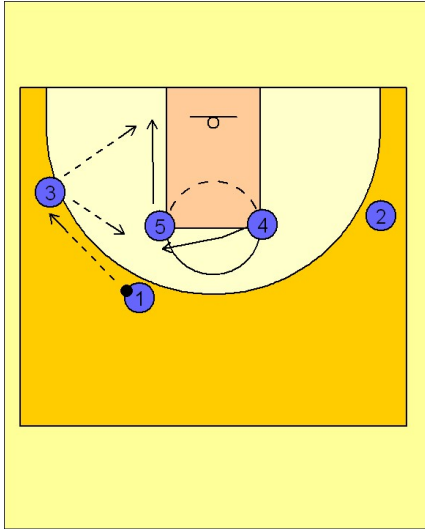


Arizona Zone Offense

Post players may step out and screen the zone for a dribble drive by the wing players, (#2) in this diagram. Again, while this is happening, the back side offensive players are screening the back of the zone for a skip pass to the perimeter player (#3), in this diagram.

Arizona Zone offense (1)

4



Arizona Zone Offense

(#4) and (#5) will also slide from the blocks to the high post as the ball is being reversed.

The post players will use the common "X" move as the ball is being reversed from side to side. For example, (#5) would break to the high post and (#4) would break to the low block if the ball were to be reversed from this diagram.